




Ersatzteilliste / Spare parts list

PFT FERRO 100 II



FERRO 100 II Art.-Nr. 00171705


FERRO 100 II part number 00171705

FERRO 100 II (IT) Art.-Nr. 00232139

FERRO 100 II (IT) part number 00232139

FERRO 100 II mit Wasserfass Art.-Nr. 00599116


FERRO 100 II with water barrel part number 00599116

Ersatzteilzeichnung, Ersatzteilliste**37 Ersatzteilzeichnung, Ersatzteilliste****37.1 Mischermotor / Dosierwelle**

Pos.	Menge	Art.-Nr.	Benennung
1	1	00193318	Dosierwelle FERRO 100 II RAL1015 bis Baujahr 07.2016
	1	00551148	Dosierwelle FERRO 100 II halbschale RAL1015 ab Baujahr 08.2016
2	1	00022257	Trockenmaterialsonde kpl. FERRO II
3	1	00216381	Füllstandsonde KPS1 1,5 m 90 lang Steuerstecker 10-polig
	2	00214853	Unterlegscheibe Polyethylen 30x36x1,0 mm
4	1	00083456	Getriebemotor ZF38 5,5kW 400U RAL1015 bis Baujahr 07.2016
	1	00655969	Getriebemotor 6,05 kW, 292 U/min, SK25 ab Baujahr 08.2016
5	1	20100801	Schnellverschluss mit Sicherung M14
6	1	00201383	Motoranschlusskabel Kabel 0,85m CEE-Stecker 5x16A schwarz
7	1	00550935	Gehäuse für Motorabdichtung geschlossen RAL1015
8	1	00186600	Motorflansch schwenkbar FERRO 100 II RAL9015
9	1	00193350	Dichtung 350x280x6mm FERRO 100 II
10	1	00193567	Mitnehmerklaue HM/FERRO 100 II verzinkt



37.2 Zellenradschleuse FERRO II kpl.




Pos.	Menge	Art.-Nr.	Benennung
1	1	00035135	Zellenradschleuse FERRO II kpl. RAL1015
2	1	00008640	Regenhaube, Filter und Schlauchklemmen für CMP und Übergabehaube
3	1	00731306	Getriebemotor 0,75 kW, 11 U/min, 400 V RAL1015
4	1	00037560	Motoranschlusskabel 1,25m CEE 4 x 16A sw

37.3 Dosierrohr FERRO II



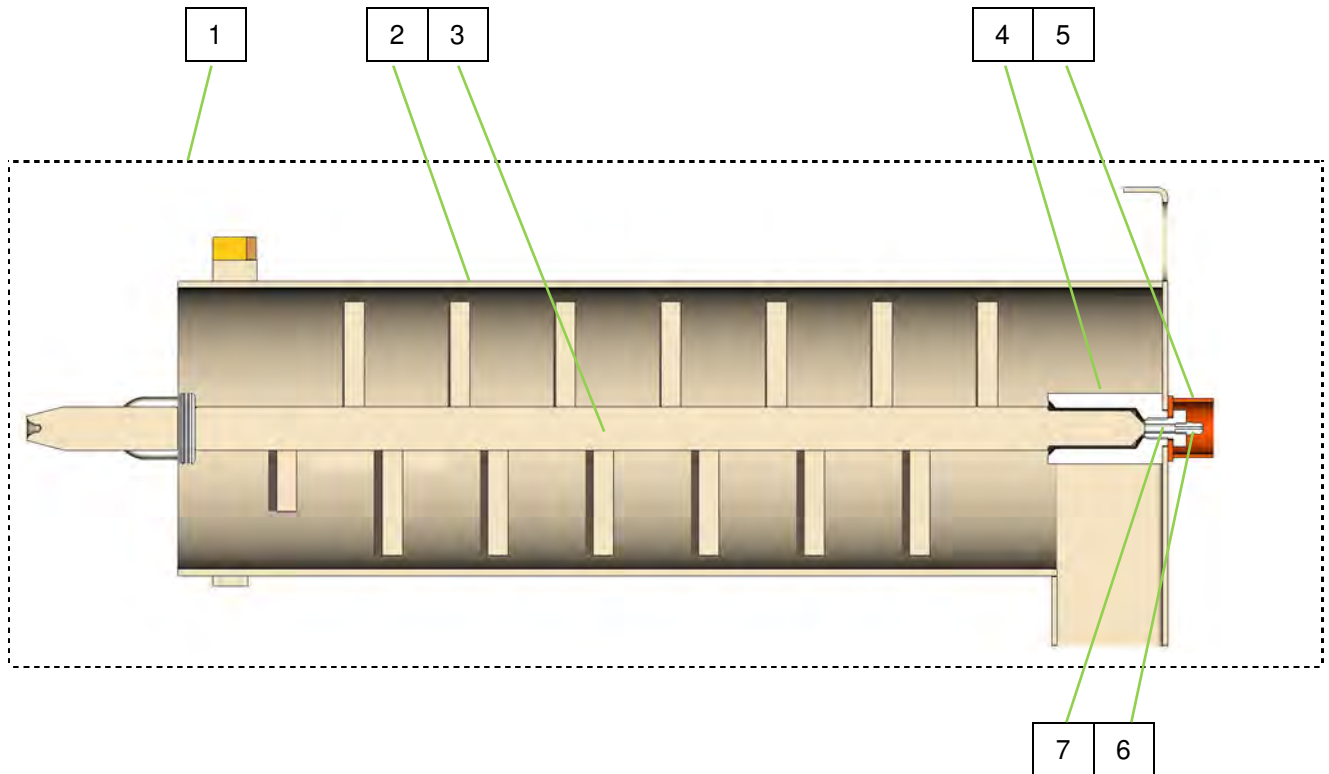
Pos.	Menge	Art.-Nr.	Benennung
1	1	00193305	Dosierrohr FERRO 100 II RAL1015
2	1	00023668	O-Ring 158 x 6
3	2	20101010	Klappsplint D 4,5 mit Ring
4	1	00186391	Magnetbetätigter Sicherheitssensor 2 Öffner / 1 Schließer (BNS250)
5	1	00466828	Schutz für Magnetschalter RAL1015

Ersatzteilzeichnung, Ersatzteilliste**37.4 Mischrohr FERRO II**

Pos.	Menge	Art.-Nr.	Benennung
1	2	20100801	Schnellverschluss mit Sicherung M14
2	1	00551154	Mischwelle FERRO 100 II lang halbschale RAL1015
3	1	00186391	Magnet/ Sicherheits-Sensor 2Ö/1S
	1	00057992	Magnetbetätiger für Sicherheits-Sensor
4	1	20185001	Wasserdurchflußmesser 250-2500 l/h kpl.
5	1	20171741	Membranventil 1"
6	1	00206113	Schutzgitter FERRO 100 II VA gesenkt
7	1	00222137	Mischrohr FERRO 100 II rund RAL1015
8	1	00219318	Aussenlager Mischrohr FERRO 100 II verzinkt



37.5 Mischrohr FERRO II „ALT“

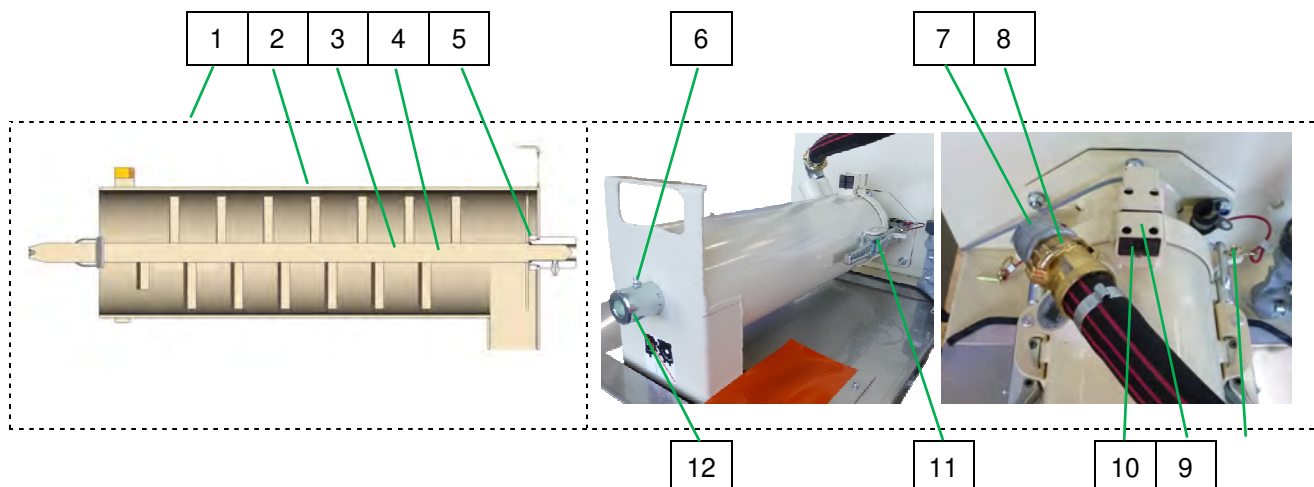


Pos.	Menge	Art.-Nr.	Benennung
1	1	00193708	Mischrohr FERRO 100 II RAL1015 kpl.
2	1	00193357	Mischrohr FERRO 100 II RAL1015
3	1	00193402	Mischwelle FERRO 100 II RAL1015
4	1	00069797	Lagerbuchse HM 5 OCTAGON verzinkt
5	1	00069795	Schutzhülse für Schmiernippel RAL2004
6	1	00255463	Schmiernippel M 6 x 1,0
7	1	00068887	Skt.-Schraube M12 x 16 mit Bohrung M6

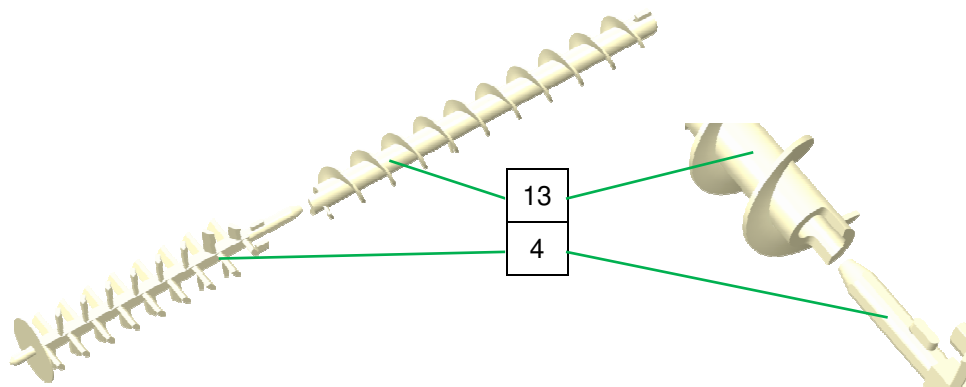
Ersatzteilzeichnung, Ersatzteilliste



37.6 Mischrohr FERRO II „NEU“



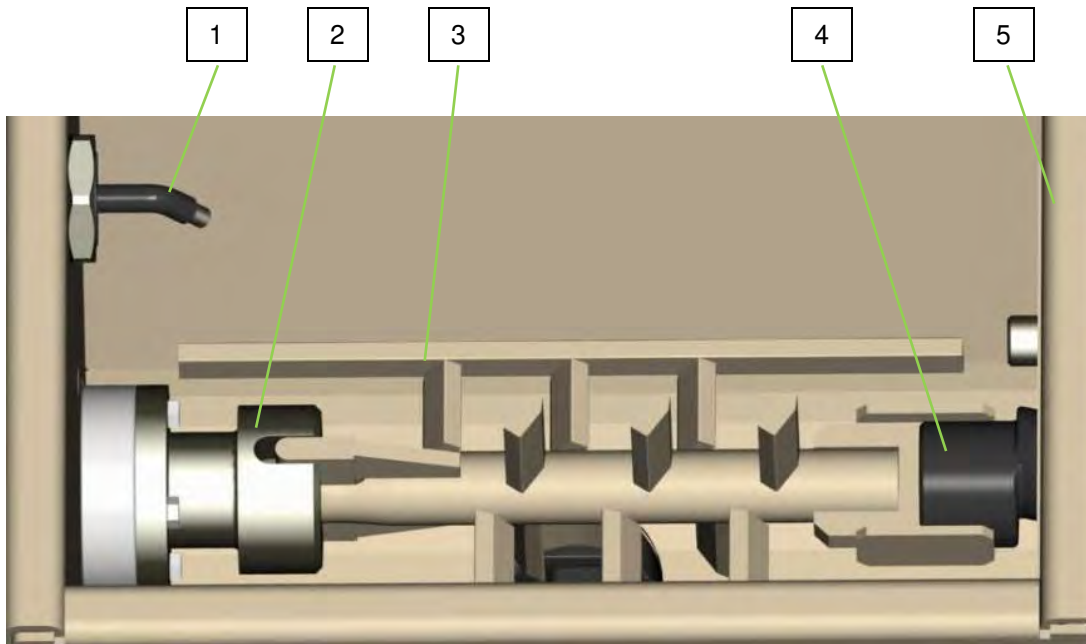
Pos.	Menge	Art.-Nr.	Benennung
1	1	00193708	Mischrohr FERRO 100 II RAL1015 kpl.
2	1	00222137	Mischrohr FERRO 100 II rund RAL1015
3	1	00222145	Mischwelle FERRO 100 II lang RAL1015 bis Baujahr 07.2016
4	1	00551154	Mischwelle FERRO 100 II lang halbschale RAL1015 ab Baujahr 08.2016
5	1	00080861	Rohrmutter G 1"
6	1	00035571	Schmiernippel M 8
7	1	20203620	Winkel 1" IG-AG verzinkt
8	1	20200800	Geka-Kupplung 1" AG
9	1	00472315	Schutz für Magnet RAL1015
10	1	00057992	Magnetbetätiger für Sicherheits-Sensor
11	2	20100801	Schnellverschluss mit Sicherung M14
12	1	00219318	Aussenlager Mischrohr FERRO 100 II verzinkt
13	1	00551148	Dosierwelle FERRO 100 II halbschale RAL1015 ab Baujahr 08.2016






Ersatzteilzeichnung, Ersatzteilliste

37.7 Pumpenbehälter



Pos.	Menge	Art.-Nr.	Benennung
1	1	00216381	Füllstandsonde KPS1
2		00023886	Nabe D=35 für FERRO II
3	1	00035121	Pumpenwelle FERRO II RAL1015
4	1	00021025	ROTOR FERRO
5	1	00511614	Pumpenbehälter FERRO 100 II RAL1015 K-Trans

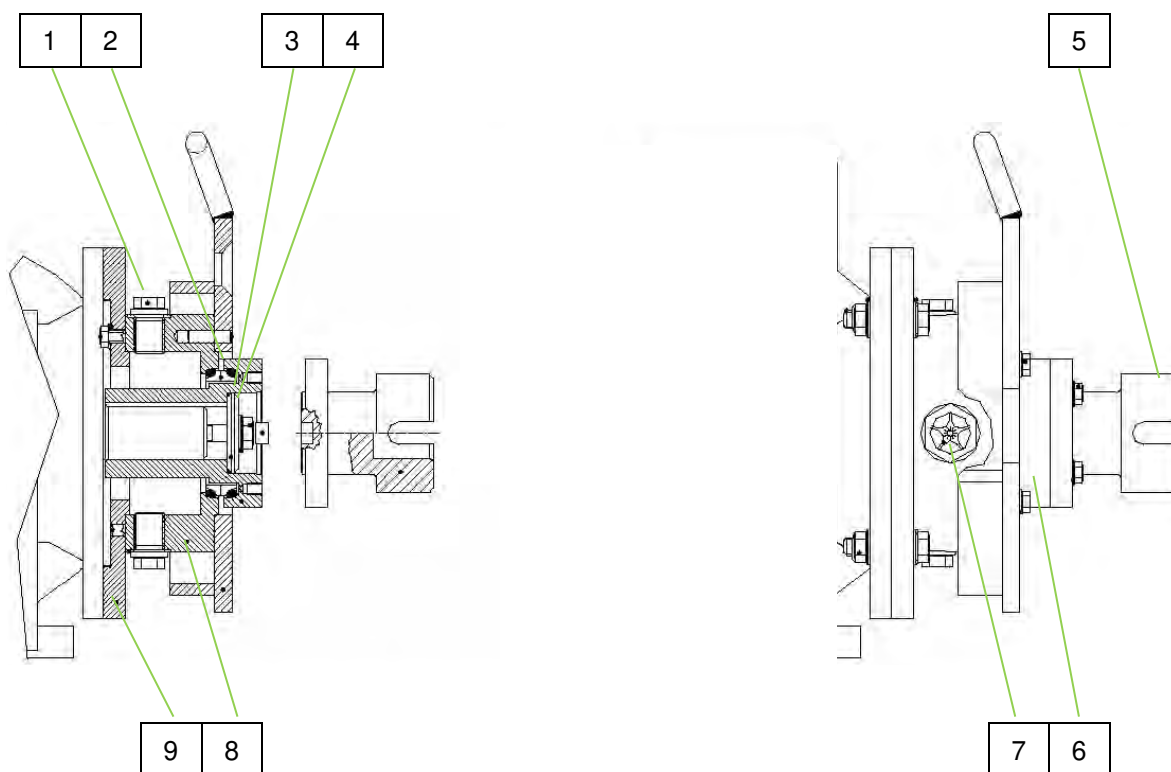


Pos.	Menge	Art.-Nr.	Benennung
6	4	20207210	Sicherungsmutter M10 verzinkt (VPE 10)
7	4	00023218	Sechskantschraube M10 x 80 verzinkt
8	1	00035110	Klemmflansch für Reinigungsklappe FERRO II RAL 1015
9	1	00035658	Absperrklappe mit Hebel

Ersatzteilzeichnung, Ersatzteilliste



37.8Ölabdichteinheit FERRO II

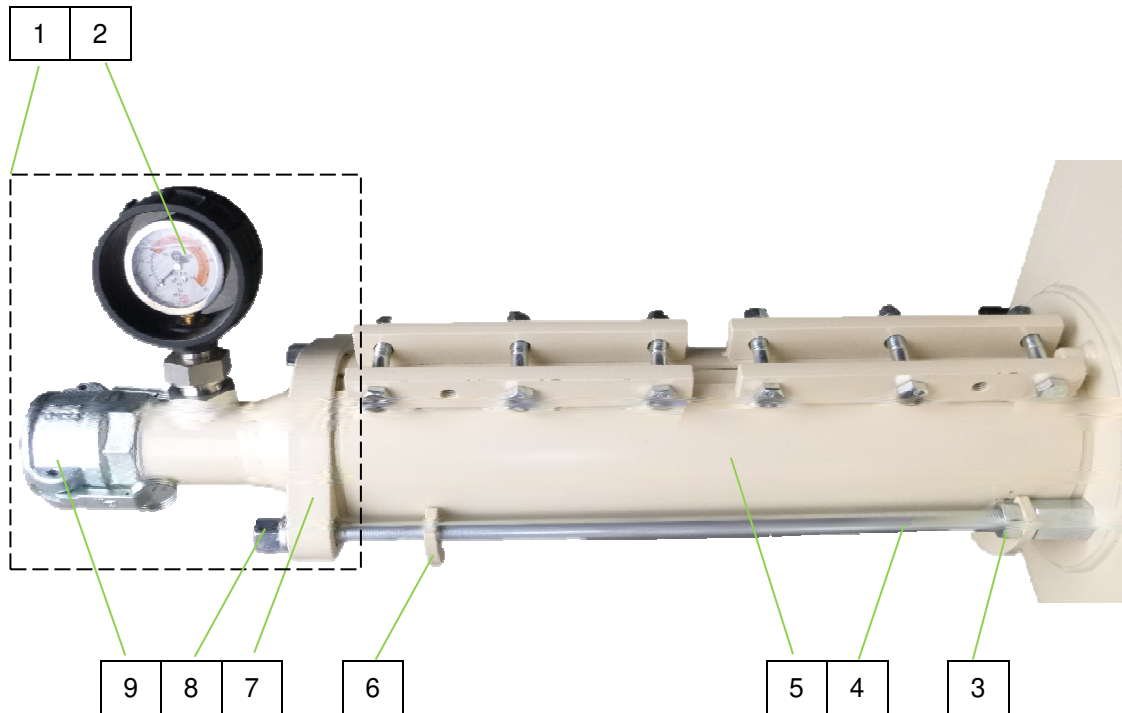


Pos.	Menge	Art.-Nr.	Benennung
1	2	20205880	Verschlussschraube 1/2" verzinkt
2	1	20144021	Gleitringdichtung (Satz) Ölabdichteinheit ZP 3
3	1	20144015	O-Ring 50 x 2
4	1	20144077	Dichtscheibe D53,5 x 10,5 T10
5	1	00035128	Adapter Pumpe FERRO verzinkt
6	1	00023886	Nabe D=35 für FERRO II
7	1	20144012	Ölschauglas R 1"
8	1	20144027	Abdichtgehäuse ZP 3 S/WMP/FERRO verzinkt
9	1	00193315	Adapterflansch Ölabdichteinheit FERRO 100 II verzinkt



Ersatzteilzeichnung, Ersatzteilliste

37.9 Pumpeneinheit FERRO II

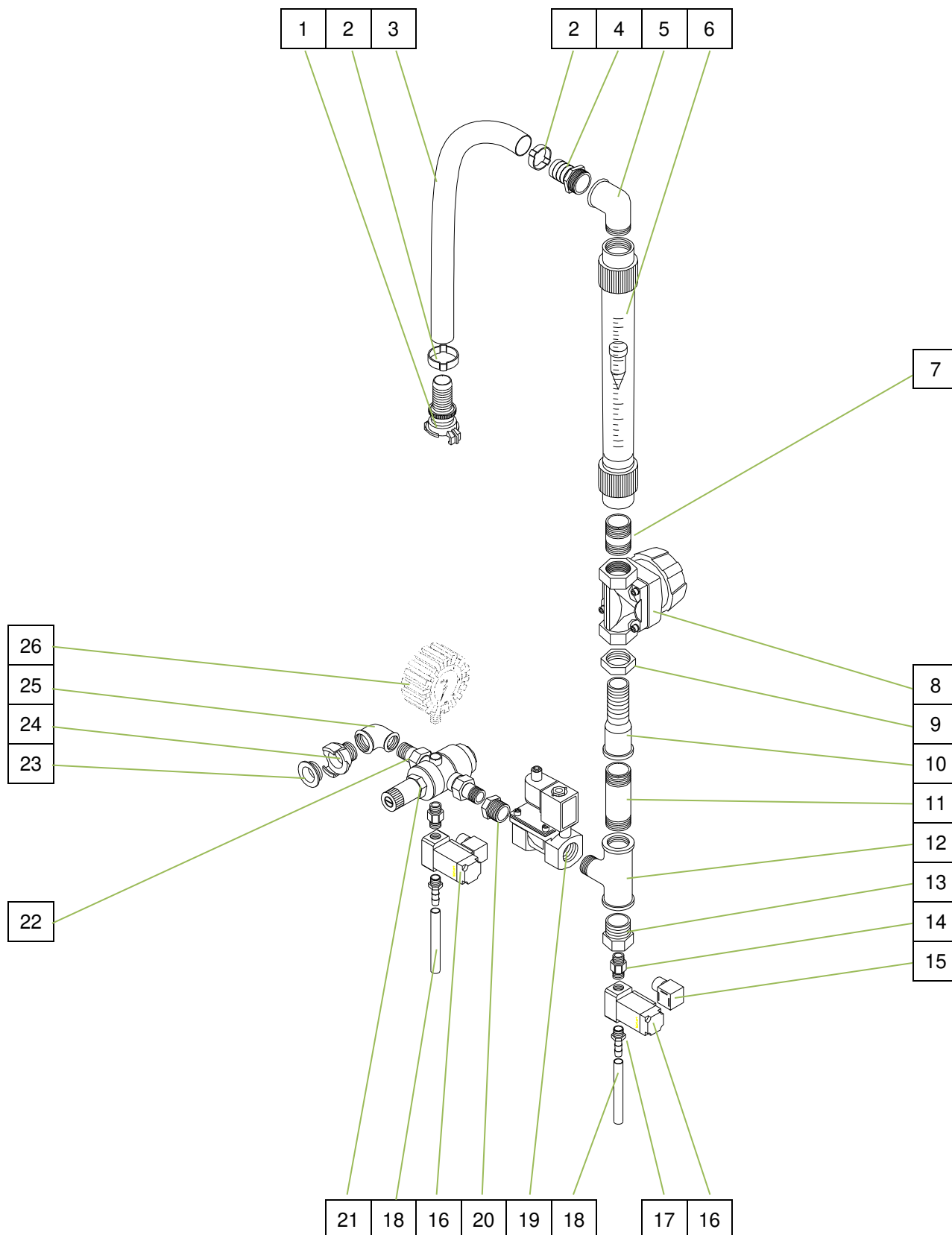


Pos.	Menge	Art.-Nr.	Benennung
1	1	00194581	Druckflansch mit Manometer FERRO II RAL1015 kpl
2	1	00099089	Manometer mit Kunststoffeinhäusung 0-100 bar 1" VA
3	2	20209920	Skt.-Mutter M16 verzinkt
4	2	00197917	Zuganker M16 x 550mm verzinkt beidseitig M16
5	1	00021024	Stator FERRO
5a	1	00021025	Rotor FERRO
6	1	00193333	Montagehilfe Pumpe FERRO 100 II RAL1015
7	1	00194583	Druckflans T-Pumpe 2" AG
8	2	20209921	Bundmutter M16 verzinkt
9	1	20200780	Kupplung 50M-Teil 2" IG mit Dichtung

Ersatzteilzeichnung, Ersatzteilliste



37.10 Wasserversorgung FERRO 100 II 00186555





Ersatzteilzeichnung, Ersatzteilliste

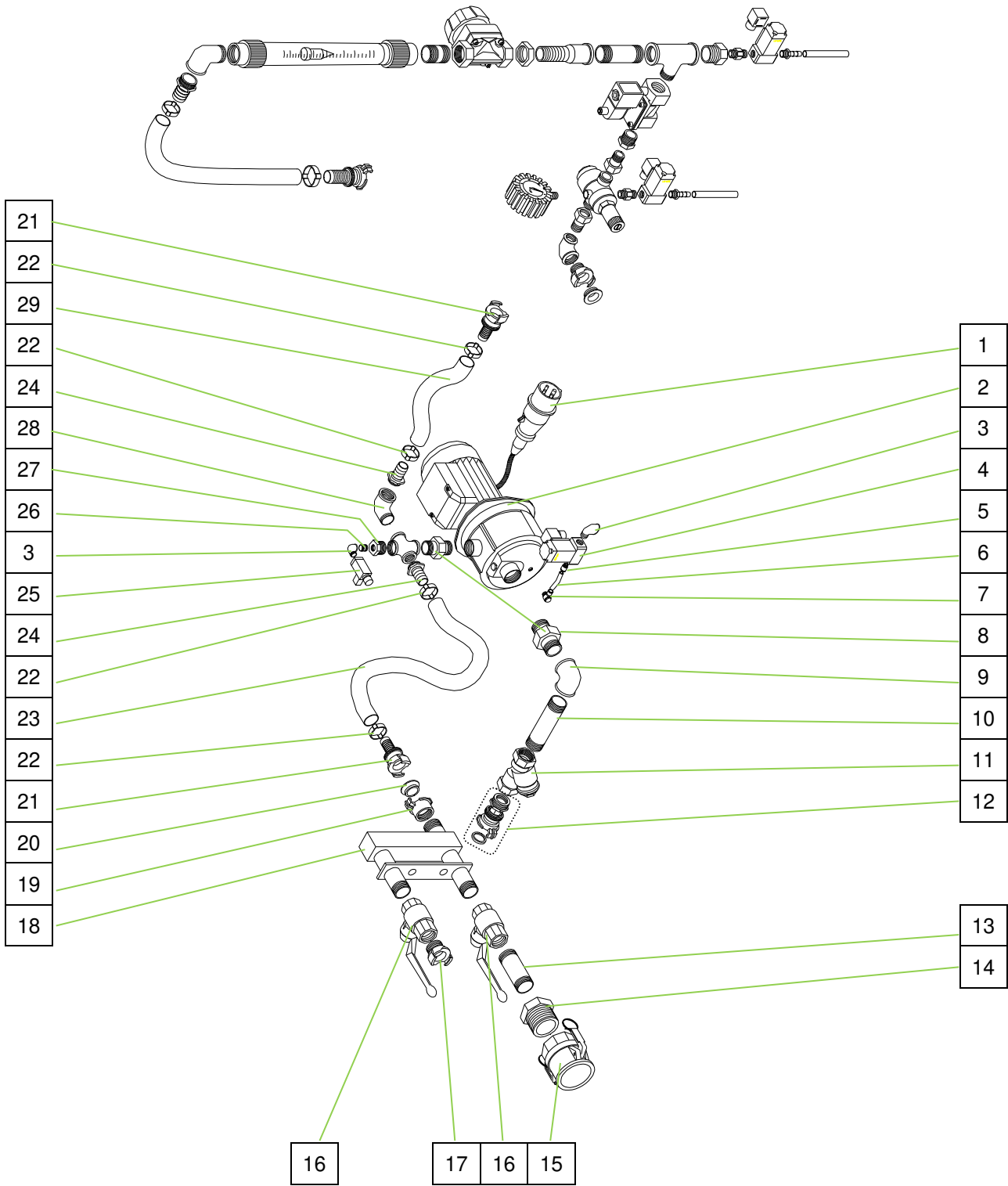
37.11 ET-Liste Wasserversorgung FERRO 100 II 00186555

Pos.	Menge	Art.-Nr.	Benennung
1	1	20 20 16 90	Saug-Hochdruckkupplung 1" Tülle mit Dichtung
2	2	20 20 29 11	Schlauchklemme 34-37 (VPE 10)
3	1	00 00 87 04	Wasser-/Luftschlauch 1" x 750mm
4	1	20 20 37 70	Schlauchverschraubung 1" AG mit Tülle 1"
5	1	20 20 36 20	Winkel 1" IG-AG verzinkt
6	1	20 18 50 01	Wasserdurchflussmesser 250-2500 l/h kpl.
7	1	20 20 33 13	Rohrnippel 1" x 30 verzinkt
8	1	20 17 17 41	Membranventil 1" Typ 671
9	2	00 08 08 61	Rohrmutter G 1"
10	1	00 20 61 96	Langgewindemuffe 1" x 100 verzinkt
11	1	00 02 34 90	Doppelnippel 1" x 100 verzinkt
12	1	00 02 26 57	T-Stück 1" IG 1" AG 1" IG verzinkt
13	1	00 02 36 03	Reduziernippel 1"AG 1/4"IG verzinkt
14	1	20 20 37 12	Verschraubung 1/4" AG Messing für Druckabschaltung
15	2	00 02 20 63	Stecker Magnetventil
16	1	00 27 16 32	Magnetventil 1/4", 42 V mit 7 Watt Spule
17	2	00 01 02 42	Schlauchverschraubung 1/4" AG Tülle 10mm
18	2	00 04 62 50	Schlauchabschnitt 9mm x 200mm
19	1	00 68 78 10	Magnetventil 1", 42 V, 2/2 Wege AC
20	1	20 20 54 00	Reduziernippel 1" AG 1/2" IG verzinkt
21	1	20 15 52 00	Druckminderer D06FN 1/2" Bohrung
22	2	20 20 31 07	Nippel 1/2" AG flach mit Überwurfmutter 3/4" IG
23	3	20 20 17 00	Dichtung Geka-Kupplung
24	1	20 20 09 00	Geka-Kupplung 1/2" AG
25	1	20 20 36 11	Winkel 1/2" IG verzinkt
26	1	20 21 60 00	Manometer 0-16 bar 1/4" unten, D = 63mm
	1	00 43 37 83	Heizband 42V 45W 2m



Ersatzteilzeichnung, Ersatzteilliste

37.12 Wasserversorgung FERRO 100 II 00186555





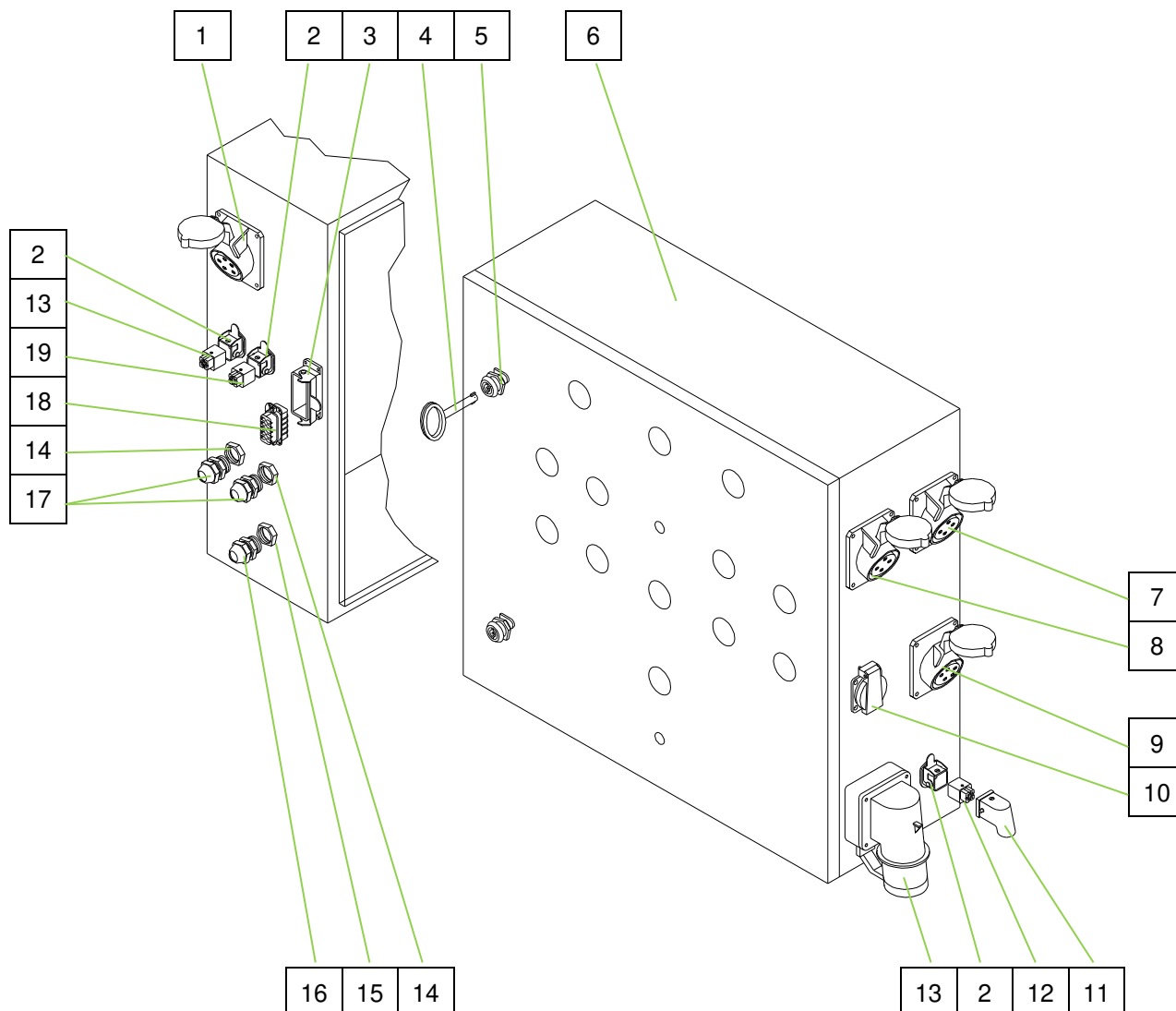
Ersatzteilzeichnung, Ersatzteilliste

Pos.	Menge	Art.-Nr.	Benennung
1	1	00 09 86 55	Motoranschlusskabel 0,85m Wasserpumpe 400V
2	1	00 49 18 37	Druckerhöhungspumpe AV1000/1 230/400V 50Hz
3	1	20 20 36 50	Winkel 1/4" IG-AG verzinkt
4	1	00 27 16 32	Magnetventil 1/4", 42 V mit 7 Watt Spule
5	1	00 24 56 79	Steckverschraubung/QS - G1/4-8-1
6	1	00 05 51 98	Polyamidschlauch 8 x 6 x 1, PA11/12 lftm.
7	1	00 24 56 56	L-Steckverschraubung QSLV-G1/8-8
8	2	00 00 11 27	Verschraubung 1" Messing
9	1	20 20 36 22	Winkel 1" IG verzinkt
10	1	20 20 32 24	Doppelnippel 1" x 120 verzinkt
11	1	20 15 20 10	Schmutzfänger 1" A mit Sieb
12	1	20 20 16 91	Saug-Hochdruckkupplung 1" AG mit Dichtung
13	1	20 20 33 13	Rohnippel 1" x 30 verzinkt
14	1	00 03 61 18	Reduziernippel 2"AG 1"IG verzinkt
15	1	20 20 07 80	Kupplung 50M-Teil 2" IG mit Dichtung
16	2	20 21 51 53	Kugelhahn 1" IG
17	1	20 20 08 00	Geka-Kupplung 1" AG
18	1	00 20 16 15	Verteiler 3x1"AG FERRO 100 II verzinkt
19	1	20 20 11 00	Geka-Kupplung 1" IG (VPE 10)
20	1	20 20 17 00	Dichtung Geka-Kupplung
21	2	20 20 16 80	Saug-Hochdruckkupplung 3/4" Tülle mit Dichtung
22	4	20 20 29 01	Schlauchklemme 28-31
23	1	20 21 36 06	Wasser-/Luftschlauch 3/4" x 400mm
24	2	20 19 04 41	Schlauchverschraubung 3/4" AG mit Tülle
25	1	00 08 26 79	Druckschalter Typ BC 0,5 - 3bar
26	1	20 20 33 14	Rohnippel 1/4" x 20mm verzinkt
27	1	00 02 36 03	Reduziernippel 1"AG 1/4"IG verzinkt
28	1	20 20 36 01	Winkel 3/4" IG-AG verzinkt
29	1	00 18 65 45	Wasser-/Luftschlauch 3/4" x 220mm

Ersatzteilzeichnung, Ersatzteilliste



37.13 Schaltschrank Artikelnummer 00178685





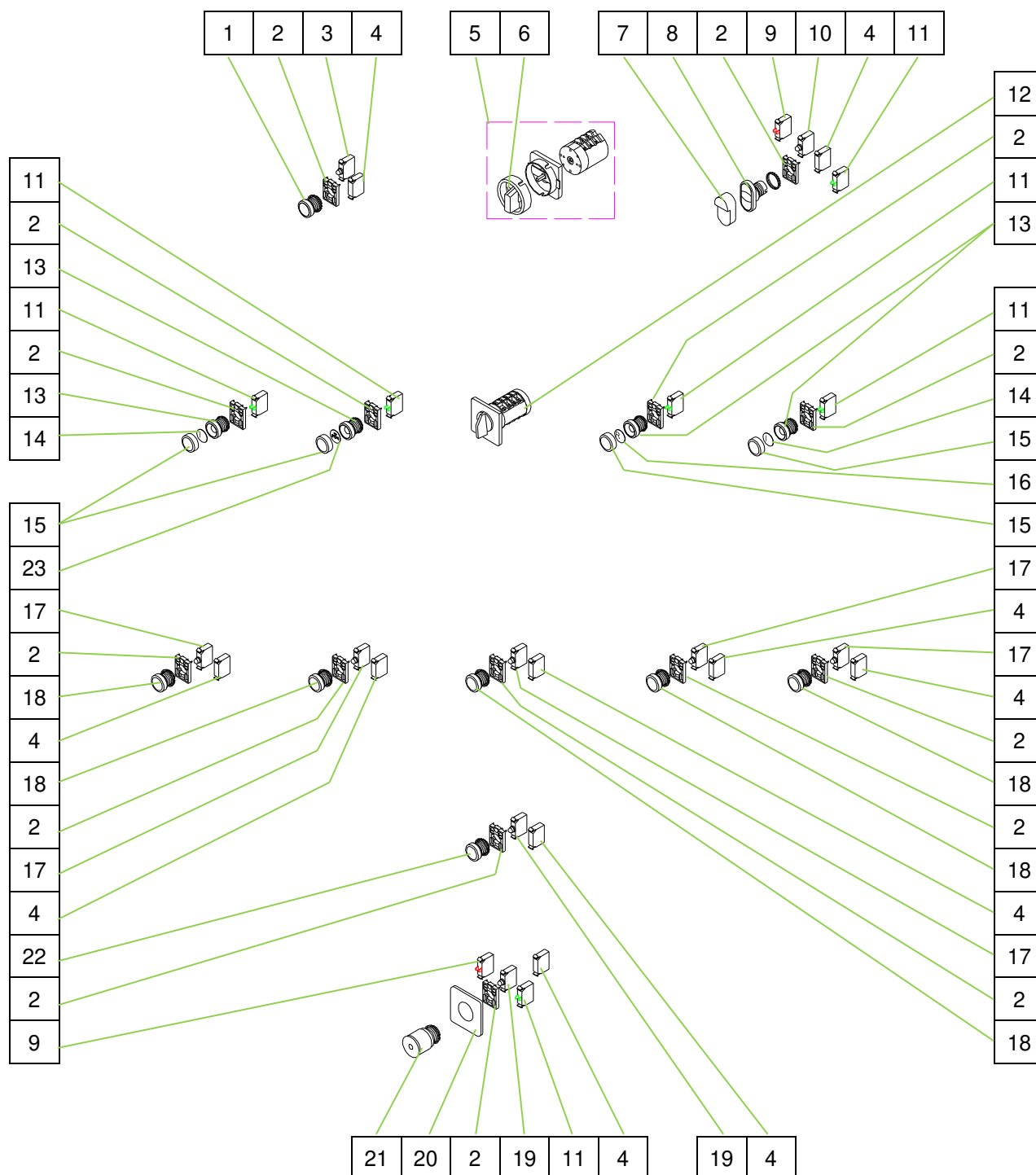
Ersatzteilzeichnung, Ersatzteilliste

Pos.	Menge	Art.-Nr.	Benennung
1	1	00 01 94 16	CEE-Anbausteckdose 5 x 16A 6h rot
2	3	20 42 86 04	Anbaugehäuse 4/5-polig, HAN 3A/HA 4
3	1	20 42 98 21	Anbaugehäuse 10-polig, HAN 10A
4	1	20 44 45 00	Schlüssel für Schaltschrank
5	2	00 03 62 49	Verschluss Schaltschrank (Doppelbart)
6	1	00 18 62 88	Leergehäuse mit Tür FERRO II Edelstahl
7	1	20 42 66 10	CEE-Anbausteckdose 4 x 16A 6h rot
8	1	00 02 20 66	CEE-Anbausteckdose 4 x 16A 7h Schwarz 500V
9	1	00 02 20 67	CEE-Anbausteckdose 5 x 16A 7h sw
10	1	20 42 72 00	Schuko-Anbausteckdose 16A blau
11	1	00 10 45 68	Blindstecker 4-polig, 10A Kunststoff
12	2	20 42 86 07	Buchseneinsatz 4-polig, HAN 3A
13	1	00 00 21 29	CEE-Gerätestecker 5 x 32A 6h rot Klappdeckel
14	2	00 04 11 45	Gegenmutter Skintop M 20 x 1,5
15	1	00 04 11 43	Gegenmutter Skintop M 16 x 1,5
16	1	00 04 11 41	Skintopverschraubung M 16 x 1,5
17	2	00 04 11 27	Skintopverschraubung M 20 x 1,5
18	1	20 42 98 24	Buchseneinsatz 10-polig, HAN 10A
19	1	20 42 86 03	Buchseneinsatz 5-polig, HA 4

Ersatzteilzeichnung, Ersatzteilliste



37.14 Schaltschrank Artikelnummer 00178685





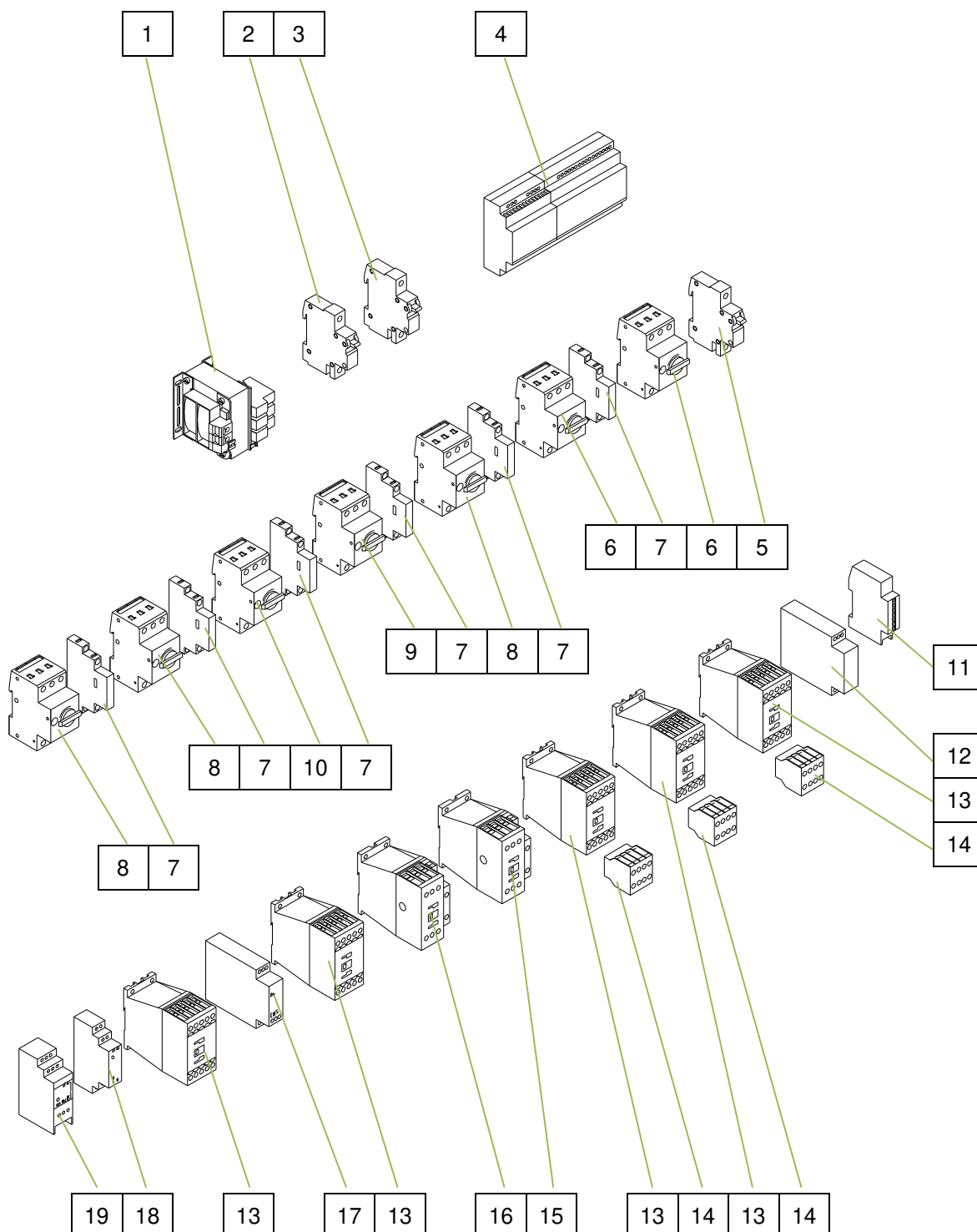
Ersatzteilzeichnung, Ersatzteilliste

Pos.	Menge	Art.-Nr.	Benennung
1	1	00 05 38 73	Leuchtmeldervorsatz Grün M22
2	13	00 05 38 34	Befestigungsadapter für Schalterelemente
3	1	00 05 38 80	Leuchtelement grün 12-30V
4	9	00 05 38 86	LED - Widerstand-Vorschaltelement für 42V
5	1	20 45 52 00	Hauptwendeschalter
6	1	20 45 52 01	Knebel für Hauptwendeschalter Art.20455200
7	1	00 05 38 31	Tastmembrane Eckig für Doppeldrucktaster IP 67
8	1	00 05 38 32	Leuchttaster Ein/Aus M22
9	2	00 05 38 36	Kontaktelement 1 Öffner M22 EK01
10	6	00 05 38 81	Leuchtelement weiss 12-30V
11	6	00 05 38 35	Kontaktelement 1 Schliesser M22 EK10
12	1	00 18 63 72	Stufenschalter 0-6 1polig
13	4	00 05 38 39	Drucktaster ohne Tastplatte M22
14	2	00 05 38 40	Tastplatte für Drucktaster Grün / Ein M22
15	4	00 05 38 30	Tastmembrane Rund Für Drucktaster IP 67
16	1	00 05 38 43	Tastplatte für Drucktaster blau/Reset M 22
17	6	00 05 38 81	Leuchtelement weiss 12-30V
18	5	00 05 38 74	Leuchtmeldervorsatz Gelb M22
19	2	00 05 38 79	Leuchtelement rot 12-30V
20	1	00 18 63 75	Not-Aus-Schild viersprachig
21	1	00 18 63 74	Not-Aus-Taster M22 beleuchtet
22	1	00 05 38 75	Leuchtmeldervorsatz Rot M22
23	1	00 05 38 42	Tastplatte für Druckschalter schwarz Flüssigkeit M22

Ersatzteilzeichnung, Ersatzteilliste



37.15 Schaltschrank Artikelnummer 00178685 innen

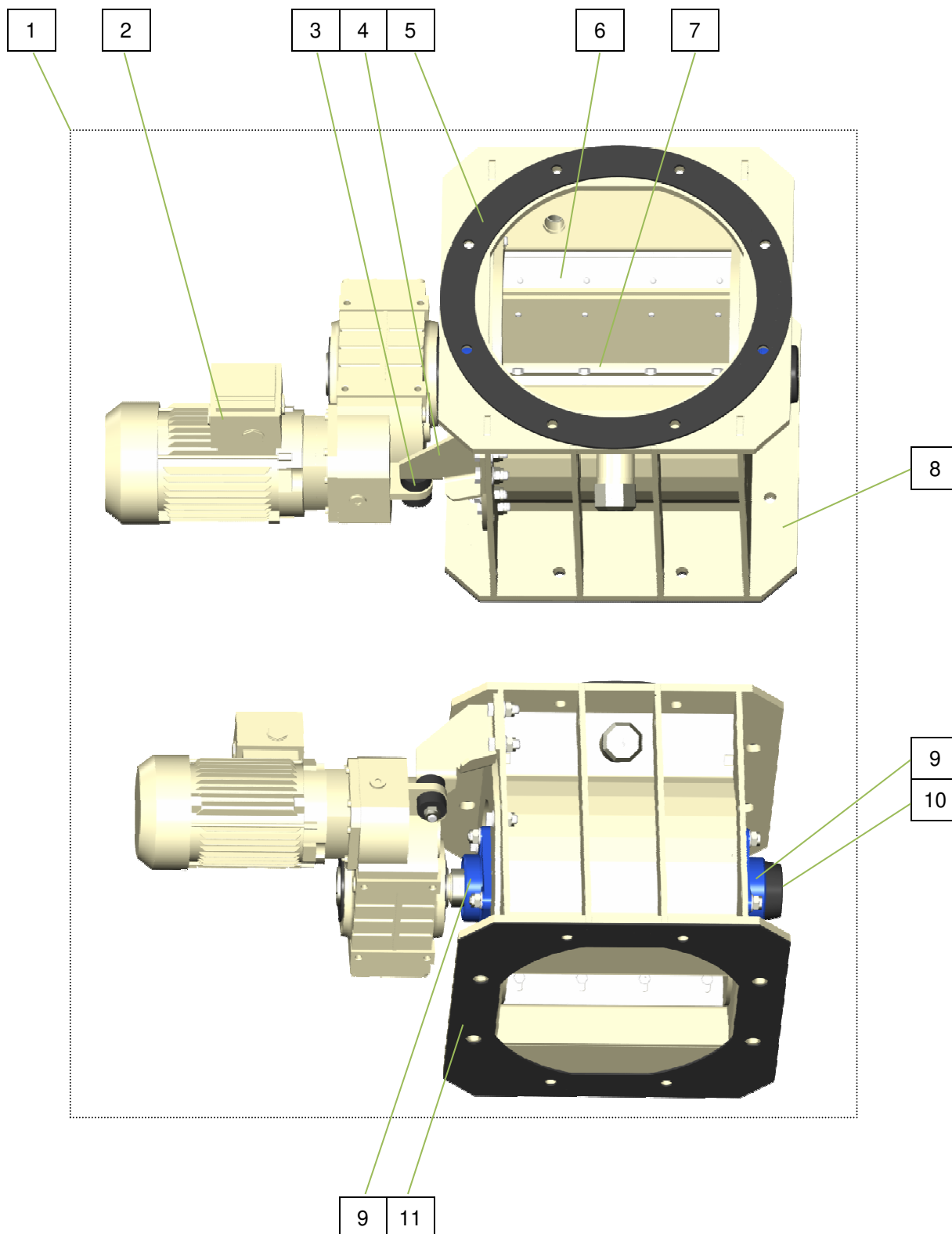




Ersatzteilzeichnung, Ersatzteilliste

Pos.	Menge	Art.-Nr.	Benennung
1	1	00 27 16 33	Steuertrafo 400V-42V/230V 250VA
2	1	00 04 63 79	Sicherungsautomat C 0,5A 1-polig
3	1	00 27 24 58	Sicherungsautomat C 5A 1-polig
4	1	00 20 74 18	SPS-Steuerung Ferro 100 II Programmiert
5	1	20 41 93 10	Sicherungsautomat B 16A 1-polig
6	2	00 04 25 99	Motorschutzscharter 0,63-1A PKZM 0-1
7	6	00 02 14 01	Hilfskontakt NHI-11-PKZO
8	3	00 04 26 01	Motorschutzscharter 1,6-2,5A PKZM 0-2,5
9	1	00 04 35 51	Motorschutzscharter 16-20A PKZM 0-20
10	1	00 04 26 02	Motorschutzscharter 10-16A PKZM 0-16
11	1	20 45 31 01	Betriebsstundenzähler 42V
12	1	00 02 21 53	Thermistorschutz
13	5	00 08 42 23	Luftschütz DIL M9-10 42 V, 50 Hz 48 V, 60 Hz 4,0 kW Baugröße I
14	3	00 08 52 93	Hilfsscharter DILM 32-XHI11 1S / 1Ö
15	1	00 08 42 26	Luftschütz DIL M25-10 42 V, 50 Hz 48 V, 60 Hz, 11 kW Baugröße II
16	2	00 08 42 25	Luftschütz DIL M17-10 42 V, 50 Hz 48 V, 60 Hz 7,5 kW Baugröße II
17	1	00 46 26 98	Phasenüberwachung Digital Programmiert. Ersetzt 00137166
	1	20 45 27 51	Phasenfolgerelais 200-500 V Typ FPF2 Umstellung ab 06.2017
18	1	20 44 81 20	Koppelrelais 42V 2 Wechsler
19	1	00 18 63 90	Sicherheitsrelais 42V

37.16 Zellenradschleuse FERRO II kpl. RAL1015 Artikelnummer 00035135





Ersatzteilzeichnung, Ersatzteilliste

Pos.	Menge	Art.-Nr.	Benennung
1	1	00 03 51 35	Zellenradschleuse FERRO II kpl. RAL1015
2	1	00 03 90 39	Antrieb Zellenradschleuse FERRO II, 0,75kW kpl. mit Anschlusskabel
3	2	00 03 90 41	Schaumgummipuffer FERRO
4	1	00 26 65 24	Drehmomentstütze für Zellenradschleuse für Neudecker & Joliltz Getriebemotor RAL1015
5	1	20 70 63 10	Gummidichtung D 450x360x4
6	8	00 03 64 88	Verschleißblech Rotor Zellenradschleuse RAL1015
7	1	00 03 51 34	Rotor Zellenradschleuse FERRO II RAL1015
8	1	00 03 50 68	Gehäuse Zellenradschleuse FERRO II RAL1015
9	2	00 02 36 78	Y-Flanschlagerereinheit
10	1	00 02 36 80	Deckel Y-Flanschlager
11	1	00 02 38 28	Dichtung Zellenradschleuse 3mm mit Gewebe

Ersatzteilzeichnung, Ersatzteilliste**37.17 Wasserfass kpl. für FERRO II Trans RAL1015 Artikelnummer 00513243**

Menge	Art.-Nr.	Benennung
1	00 51 31 86	Wasserfasshalter für FERRO II trans RAL1015
1	00 03 57 31	Skt.-Schraube M10 x 65 verzinkt
1	20 20 90 10	U-Scheibe B 10,5 verzinkt
1	20 20 72 10	Sicherungsmutter M10 verzinkt
8	20 20 90 10	U-Scheibe B 10,5 verzinkt
4	00 05 10 72	Skt.-Schraube M10 x 30 A2
4	20 20 72 10	Sicherungsmutter M10 verzinkt
1	00 51 67 62	Wasserfass 120L kpl. für FERRO ohne Halter
1	00 51 29 72	Schwimmerventil MS inkl. Schwimmer kpl.
2	00 51 63 22	Scheibe 55x34x1,5 VA
1	20 20 36 22	Winkel 1" IG verzinkt
1	20 20 08 00	Geka-Kupplung 1" AG
1	00 51 64 02	Zurrqurt mit Klemmschloss
1	20 20 87 01	Skt.-Schraube M 8 x 16 verzinkt
2	20 20 93 20	Karosseriescheibe 8,4 x 25 x 1,5 verzinkt
1	20 20 37 70	Schlauchverschraubung 1" AG Tülle 1"
1	20 20 16 90	Saug-hochdruckkupplung 1"
1	20 20 72 00	Sicherungsmutter M8 verzinkt
1	20 20 99 78	Ringschraube M8 x 13
1	20 20 72 00	Sicherungsmutter M8 verzinkt
1	20 20 33 13	Rohnippel 1" x 30
1	00 08 08 61	Rohrmutter G 1"
1	20 20 36 22	Winkel 1" IG

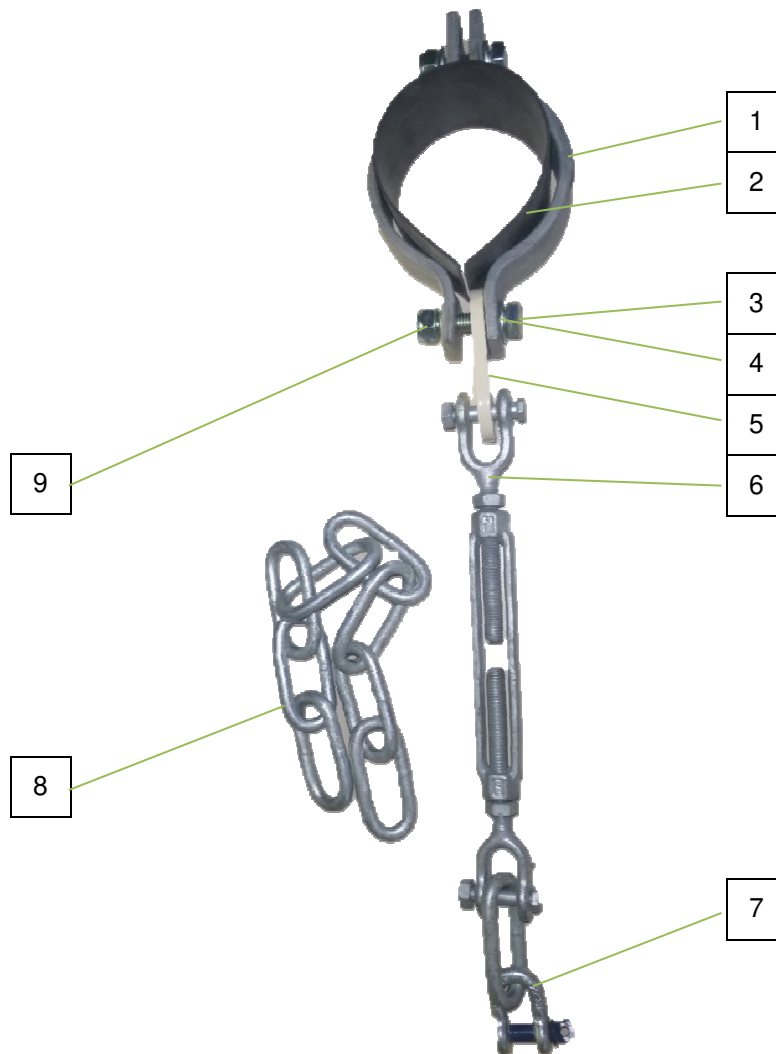
1	00 60 70 83	Deckel für Wasserfass FERRO
1	00 60 70 82	Spannring für Deckel Wasserfass





Ersatzteilzeichnung, Ersatzteilliste

37.18 Silobefestigung




Pos.	Menge	Art.-Nr.	Benennung
1	1	00416333	Rohrschelle 2-laschig 108 (50 x 8)
2	1	00023837	Flachgummi 50 x 2 x 320 ohne Gewebe
3	2	00023274	Skt.-Schraube M14 x 55 verzinkt
4	4	20209011	U-Scheibe B 15 verzinkt
5	1	00034742	Verbindungslasche für Abspannung
6	1	00023430	Spannschloss 1/2" x 6 verzinkt (2 Gabeln)
7	1	00023691	Schäkel hoch fest 1 to verzinkt
8	1	00034741	Kette gerade Glieder 10x66 verzinkt
9	2	00023350	Sicherungsmutter M14 verzinkt

Spare parts drawing, spare parts list



38 Spare parts drawing, spare parts list

38.1 Mixer motor / dosing shaft




Pos.	Quantity	Art. no.	Name
1	1	00193318	Dosing shaft FERRO 100 II RAL1015 manufactured on or before 07.2016
	1	00551148	Dosing shaft FERRO 100 II half-shell RAL1015 manufactured from 08.2016 onwards
2	1	00022257	Dry material sensor complete FERRO II
3	1	00216381	Level sensor KPS1 1.5 m 90, long control plug, 10-pin
	2	00214853	Washer polyethylene 30x36x1.0 mm
4	1	00083456	Gear motor ZF38 5.5kW 400U RAL1015 manufactured on or before 07.2016
	1	00655969	Gear motor 6.05 kW, 292 rpm, SK25 manufactured from 08.2016 onwards
5	1	20100801	Quick release fastener with locking device M14
6	1	00201383	Motor connection cable 0.85m CEE plug 5x16A black
7	1	00550935	Housing for engine sealing closed RAL1015
8	1	00186600	Swivel-mounted motor flange FERRO 100 II RAL9015
9	1	00193350	Gasket 350x280x6mm FERRO 100 II
10	1	00193567	Hauling bracket HM/FERRO 100 II, galvanised



Spare parts drawing, spare parts list

38.2 Star wheel lock FERRO II complete



Pos.	Quantity	Art. no.	Name
1	1	00035135	Star wheel lock FERRO II complete RAL1015
2	1	00008640	Rain cover, filters and hose clamps for CMP and delivery hood
3	1	00731306	Gear motor 0.75 kW, 11 U/min, 400 V RAL1015
4	1	00037560	Motor connection cable 1.25 m CEE 4 x 16A

38.3 Dosing tube FERRO II




Pos.	Quantity	Art. no.	Name
1	1	00193305	Dosing tube FERRO 100 II RAL1015
2	1	00023668	O-ring 158 x 6
3	2	20101010	Lynch pin D 4.5 with ring
4	1	00186391	Magnet-actuated safety sensor, 2 openers / 1 closer (BNS250)
5	1	00466828	Protection for magnetic switch RAL1015

Spare parts drawing, spare parts list



38.4 Mixing tube FERRO II

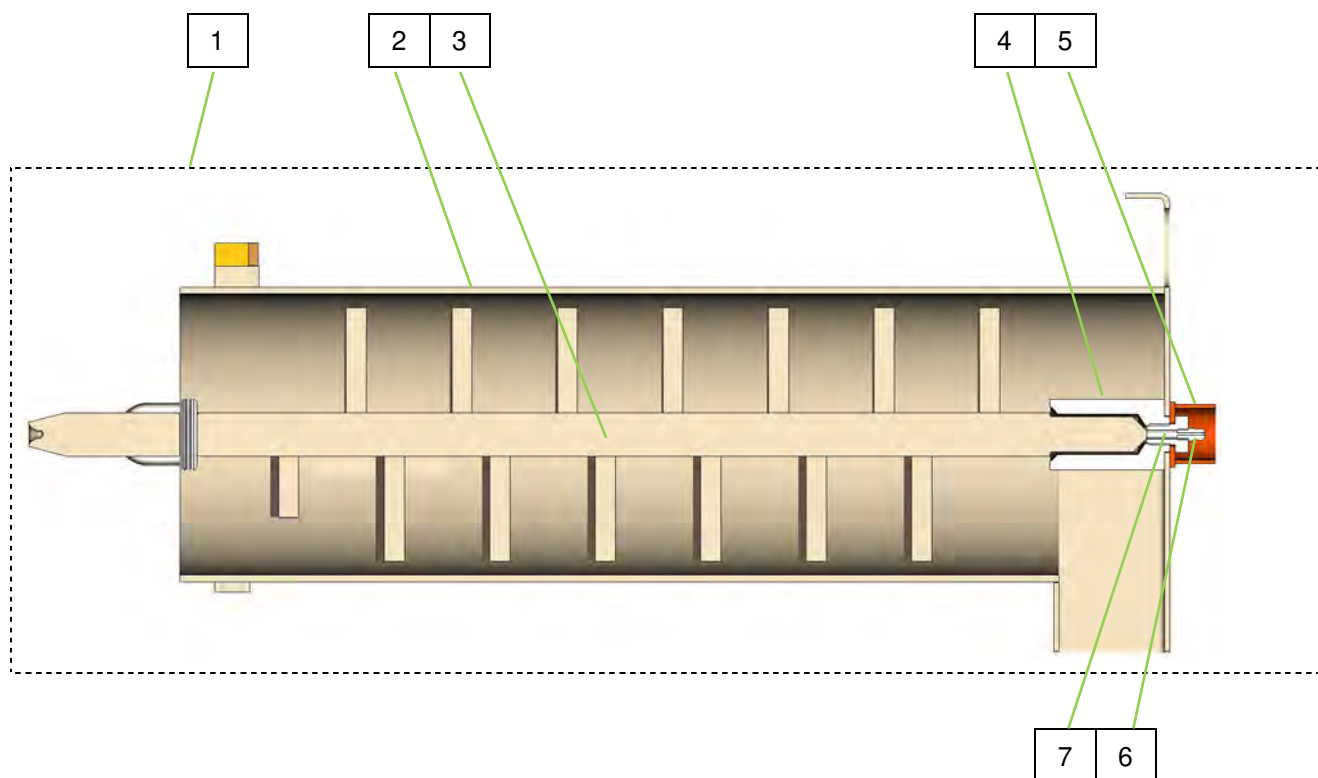


Pos.	Quantity	Art. no.	Name
1	2	20100801	Quick release fastener with locking device M14
2	1	00551154	Mixing shaft FERRO 100 II long half-shell RAL1015
3	1	00186391	Magnetic/ safety sensor 2Ö/1S
	1	00057992	Magnetic actuator for safety sensor
4	1	20185001	Water flow meter 250-2500 l/h compl.
5	1	20171741	Diaphragm valve 1"
6	1	00206113	Protection grille FERRO 100 II VA lowered
7	1	00222137	Mixing tube FERRO 100 II round RAL1015
8	1	00219318	External warehouse mixing tube FERRO 100 II, galvanised



Spare parts drawing, spare parts list

38.5 Mixing tube FERRO II “ALT”

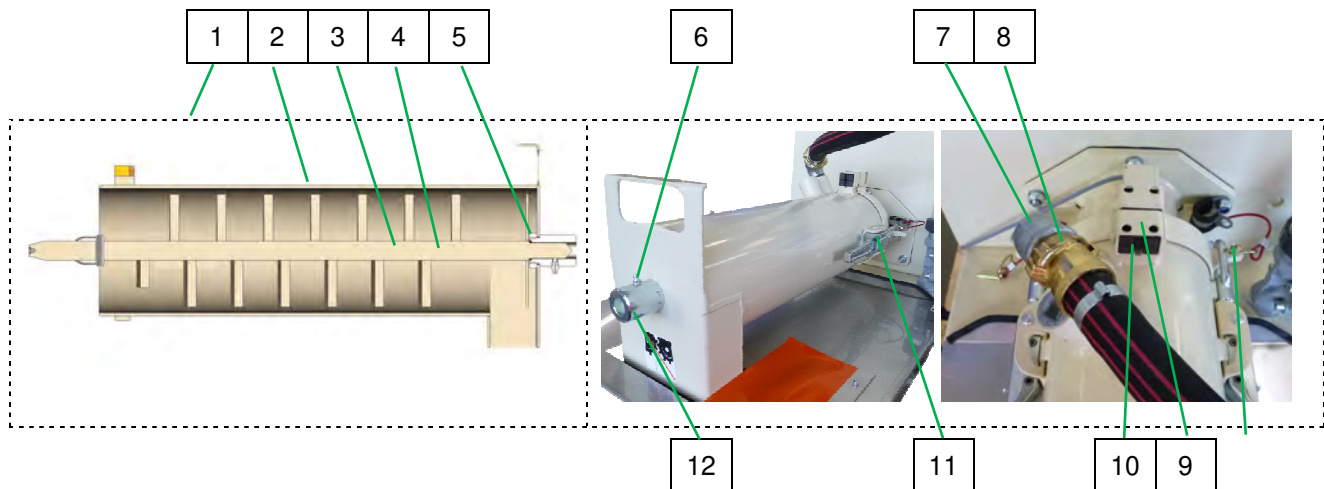


Pos.	Quantity	Art. no.	Name
1	1	00193708	Mixing tube FERRO 100 II RAL1015 complete
2	1	00193357	Mixing tube FERRO 100 II RAL1015
3	1	00193402	Mixing shaft FERRO 100 II RAL1015
4	1	00069797	Bearing bush HM 5 OCTAGON, galvanised
5	1	00069795	Protective sleeve for lubricating nipple RAL2004
6	1	00255463	Lubricating nipple M 6 x 1.0
7	1	00068887	Hexagon screw M12 x 16 with hole M6

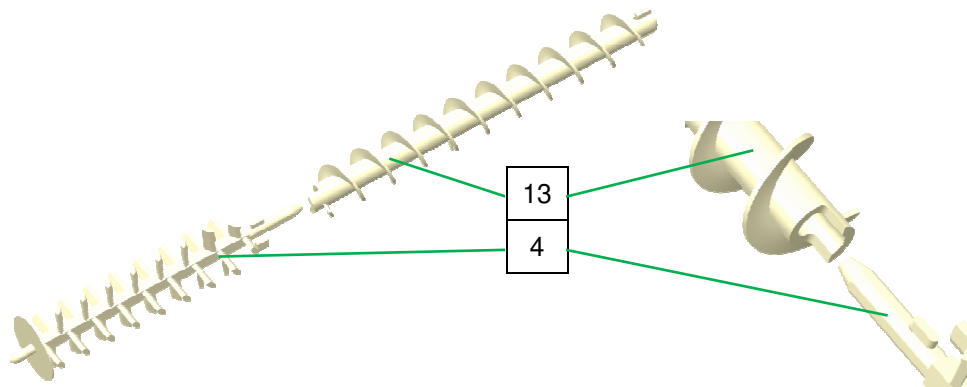
Spare parts drawing, spare parts list



38.6 Mixing tube FERRO II “NEW”



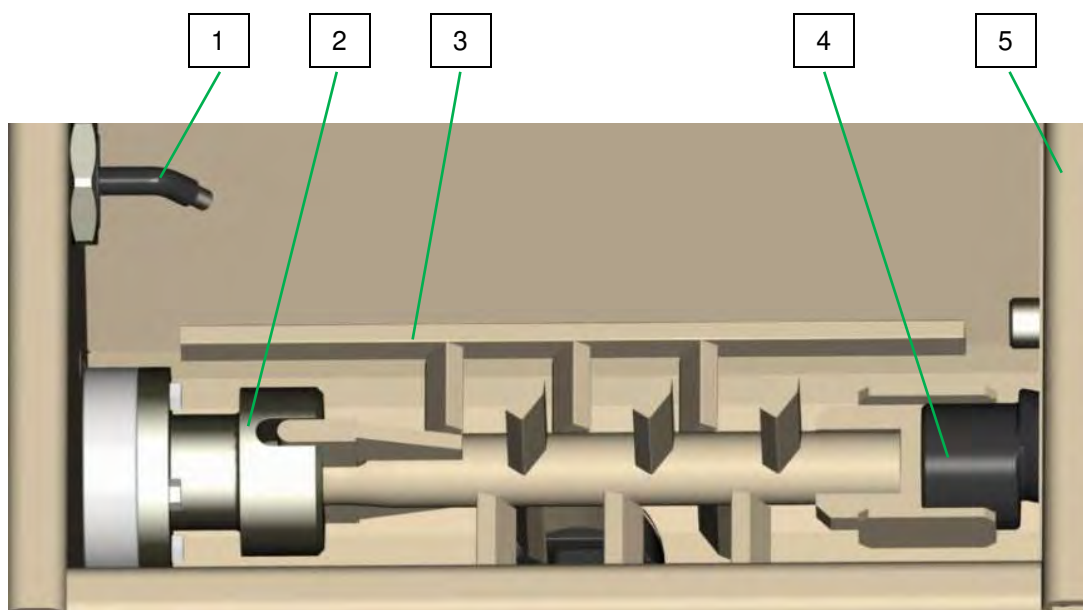
Pos.	Quantity	Art. no.	Name
1	1	00193708	Mixing tube FERRO 100 II RAL1015 complete
2	1	00222137	Mixing tube FERRO 100 II round RAL1015
3	1	00222145	Mixing shaft FERRO 100 II long RAL1015 manufactured on or before 07.2016
4	1	00551154	Mixing shaft FERRO 100 II long half-shell RAL1015 manufactured on or before 08.2016
5	1	00080861	Tube nut G 1"
6	1	00035571	Lubricating nipple M 8
7	1	20203620	Angle 1" internal thread-external thread, galvanised
8	1	20200800	Geka coupling 1" external thread
9	1	00472315	Protection for magnet RAL1015
10	1	00057992	Magnetic actuator for safety sensor
11	2	20100801	Quick release fastener with locking device M14
12	1	00219318	External warehouse mixing tube FERRO 100 II, galvanised
13	1	00551148	Dosing shaft FERRO 100 II half-shell RAL1015 manufactured from 08.2016






Spare parts drawing, spare parts list

38.7 Pump container



Pos.	Quantity	Art. no.	Name
1	1	00216381	Filllevel sensor KPS1
2		00023886	Hub D = 35 for FERRO II
3	1	00035121	Pump shaft FERRO II RAL1015
4	1	00021025	ROTOR FERRO
5	1	00511614	Pump container FERRO 100 II RAL1015 K-Trans
5	1	00186446	Pump container FERRO 100 II RAL1015 (IT)

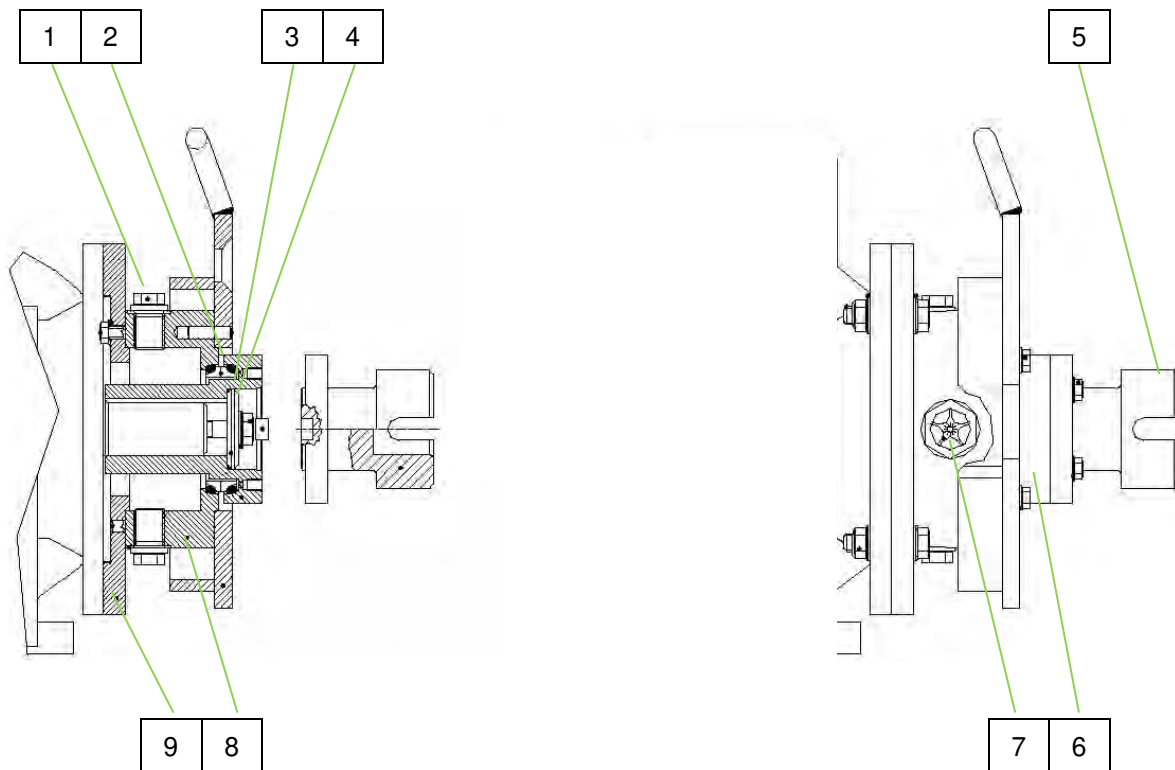


Pos.	Quantity	Art. no.	Name
6	4	20207210	Safety nut M10, galvanised (PACKING UNIT = 10 PCS)
7	4	00023218	Hexagonal screw M10 x 80, galvanised
8	1	00035110	Trim ring for cleaning port FERRO II RAL 1015
9	1	00035658	Butterfly valve with lever

Spare parts drawing, spare parts list



38.8 Oil sealing unit FERRO II

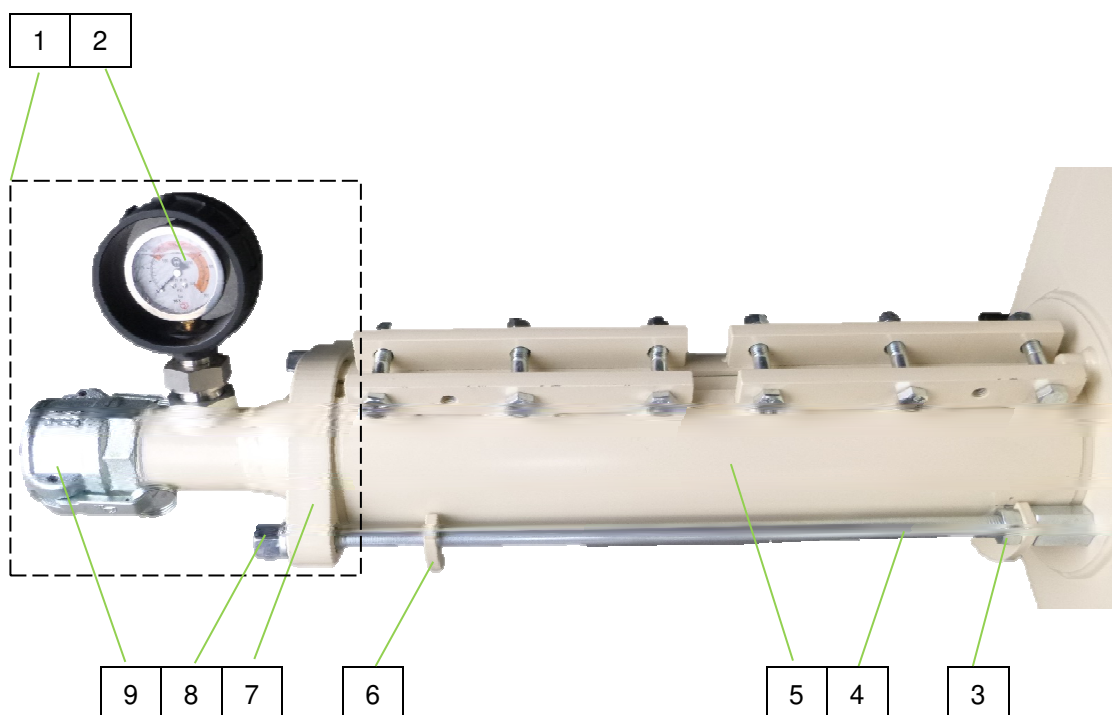


Pos.	Quantity	Art. no.	Name
1	2	20205880	Locking screw 1/2", galvanised
2	1	20144021	Slide ring gasket (set) oil sealing unit ZP 3
3	1	20144015	O-ring 50 x 2
4	1	20144077	Sealing ring D53.5 x 10.5 T10
5	1	00035128	Adaptor pump FERRO, galvanised
6	1	00023886	Hub D = 35 for FERRO II
7	1	20144012	Oil inspection glass R 1"
8	1	20144027	Sealing housing ZP 3 S/WMP/FERRO, galvanised
9	1	00193315	Adapter flange oil sealing unit FERRO 100 II, galvanised



Spare parts drawing, spare parts list

38.9 Pump unit FERRO II

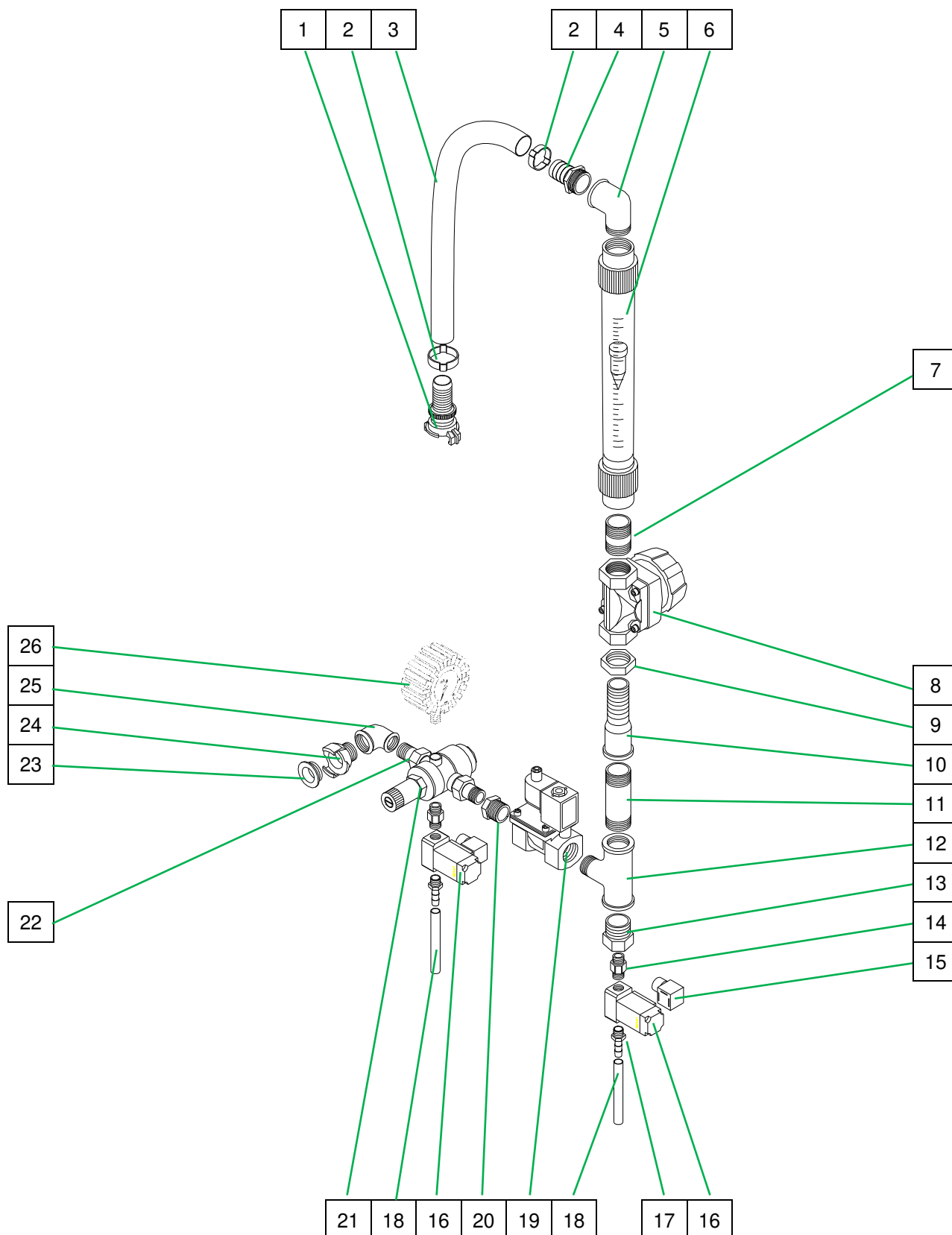


Pos.	Quantity	Art. no.	Name
1	1	00194581	Pressure flange with manometer FERRO II RAL1015 complete
2	1	00099089	Manometer with plastic inlet housing 0-100 bar 1" VA
3	2	20209920	Hex. nut M16, galvanised
4	2	00197917	Tie rods M16 x 550mm, galvanised on both sides M16
5	1	00021024	Stator FERRO
5a	1	00021025	Rotor FERRO
6	1	00193333	Installation aid for pump FERRO 100 II RAL1015
7	1	00194583	Pressure flange T-Pump 2" external thread
8	2	20209921	Collar nut M16, galvanised
9	1	20200780	Coupling 50 M-part 2" internal thread with gasket

Spare parts drawing, spare parts list



38.10 Water supply FERRO 100 II 00186555





Spare parts drawing, spare parts list

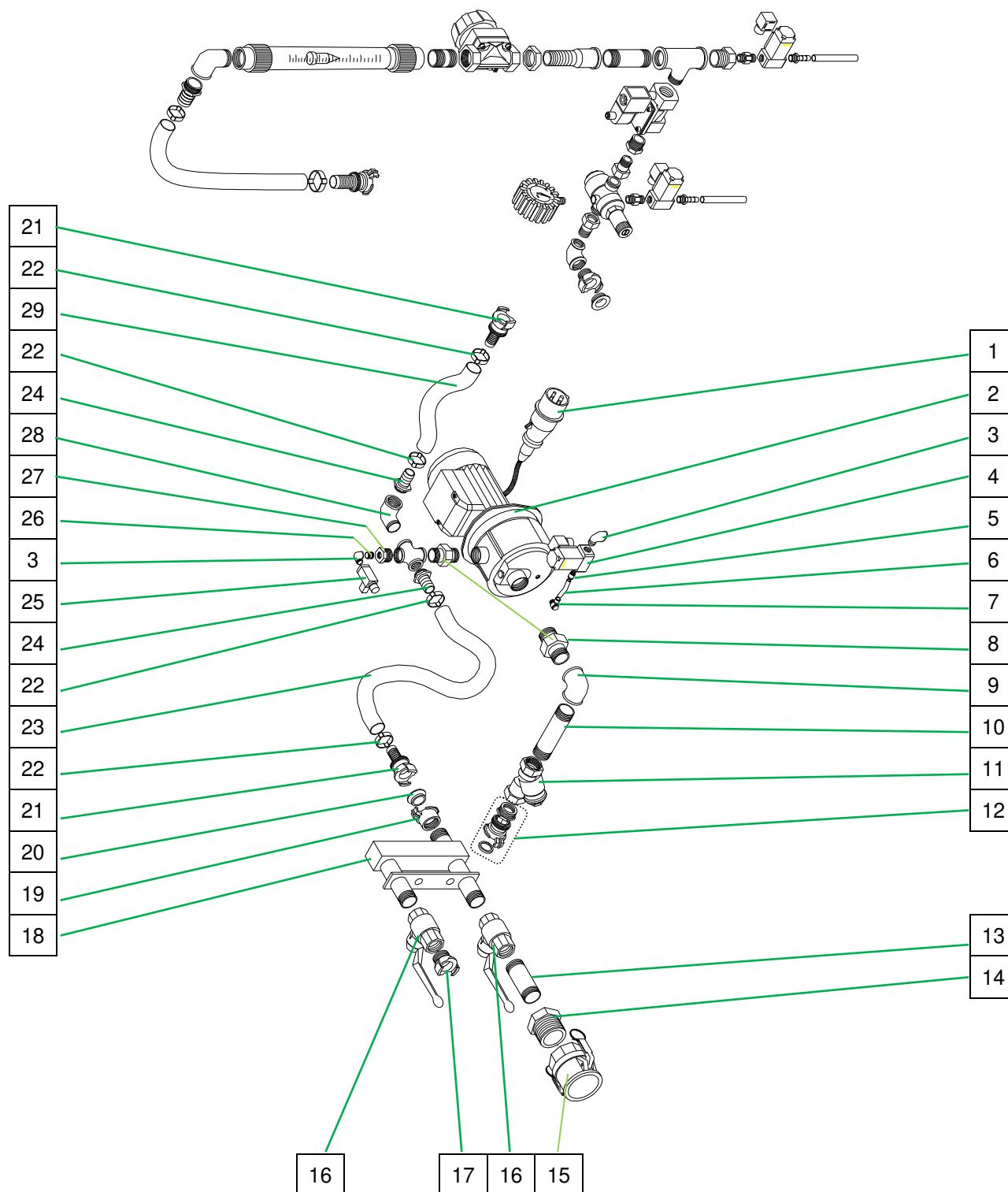
38.11 Spare parts (ET) list Water supply FERRO 100 II 00186555

Pos.	Quantity	Art. no.	Name
1	1	20 20 16 90	High-pressure suction coupling 1" sleeve with gasket
2	2	20 20 29 11	Hose clip 34-37 (PACKING UNIT = 10 PCS)
3	1	00 00 87 04	Water/air hose 1" x 750mm
4	1	20 20 37 70	Hose screw connection 1" AG with sleeve 1"
5	1	20 20 36 20	Angle 1" internal thread-external thread, galvanised
6	1	20 18 50 01	Water flow meter 250-2500 l/h compl.
7	1	20 20 33 13	Tube nipple 1" x 30, galvanised
8	1	20 17 17 41	Diaphragm valve 1" type 671
9	2	00 08 08 61	Tube nut G 1"
10	1	00 20 61 96	Long-thread sleeve 1" x 100, galvanised
11	1	00 02 34 90	Double nipple 1" x 100, galvanised
12	1	00 02 26 57	T-piece 1" internal thread 1" external thread 1" internal thread, galvanised
13	1	00 02 36 03	Reduction nipple 1" external thread 1/4" internal thread, galvanised
14	1	20 20 37 12	Screw joint 1/4" external thread, brass, for pressure switch-off
15	2	00 02 20 63	Solenoid valve plug
16	1	00 27 16 32	Solenoid valve 1/4", 42 V with 7 Watt coil
17	2	00 01 02 42	Hose coupling 1/4" external thread sleeve 10mm
18	2	00 04 62 50	Hose section 9 mm x 200mm
19	1	00 68 78 10	Solenoid valve 1", 42 V, 2/2-way AC
20	1	20 20 54 00	Reducing nipple 1" external thread 1/2" internal thread, galvanised
21	1	20 15 52 00	Pressure reducer D06FN 1/2" hole
22	2	20 20 31 07	Flat nipple 1/2" external thread with union nut 3/4" internal thread
23	3	20 20 17 00	Gasket Geka coupling
24	1	20 20 09 00	Geka coupling 1/2" external thread
25	1	20 20 36 11	Angle 1/2" internal thread, galvanised
26	1	20 21 60 00	Manometer 0-16 bar 1/4" below, D = 63 mm

Spare parts drawing, spare parts list



38.12 Water supply FERRO 100 II 00186555





Spare parts drawing, spare parts list

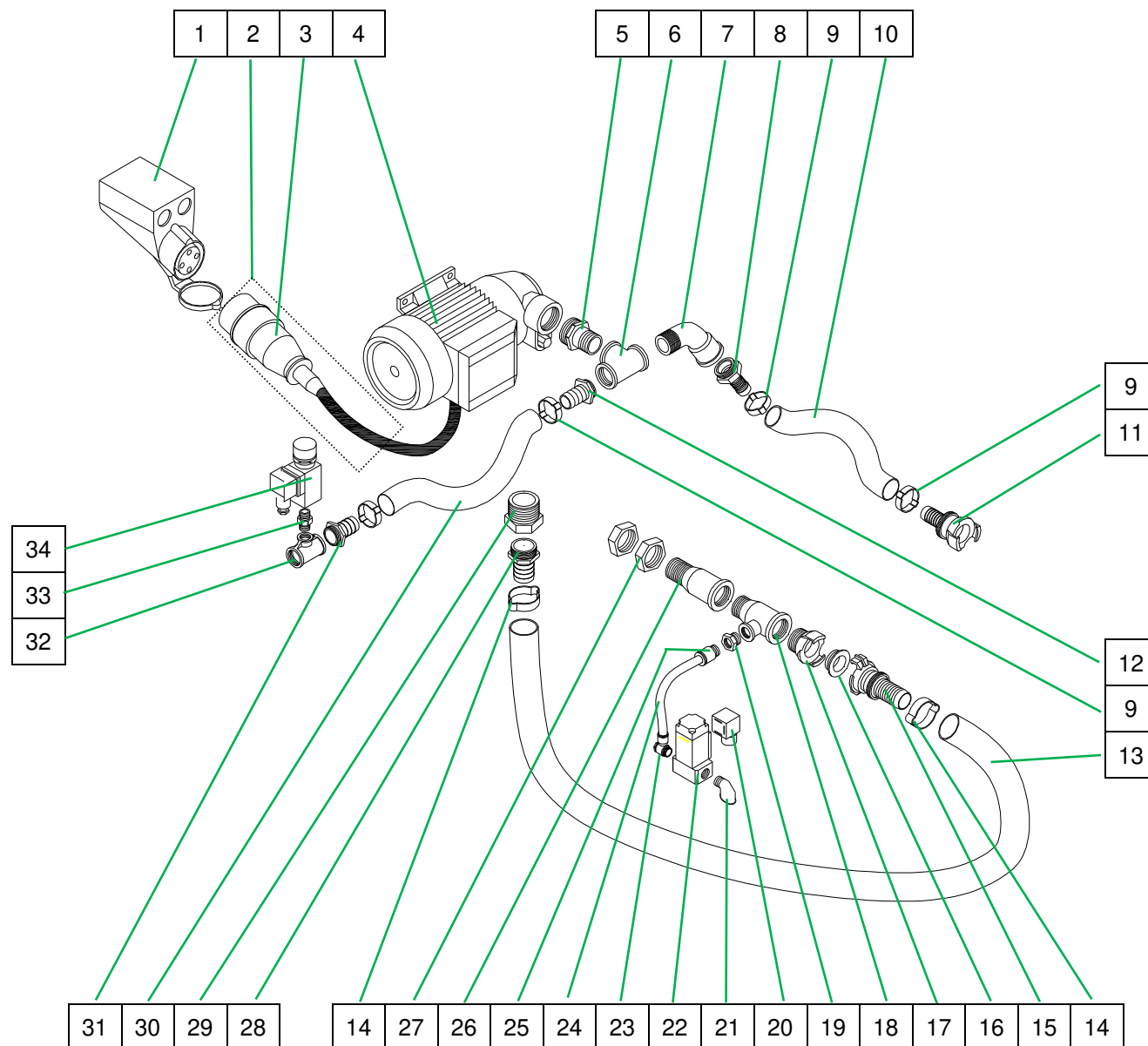
38.13 Spare parts (ET) list Water supply FERRO 100 II 00186555

Pos.	Quantity	Art. no.	Name
1	1	00 09 86 55	Motor connection cable 0.85m water pump 400V
2	1	00 49 18 37	Booster pump AV1000/1 230/400V 50Hz
3	1	20 20 36 50	Angle 1/4" internal thread-external thread, galvanised
4	1	00 27 16 32	Solenoid valve 1/4", 42 V with 7 Watt coil
5	1	00 24 56 79	Plug screw joint/QS - G1/4-8-1
6	1	00 05 51 98	Polyamide hose 8 x 6 x 1, P11/12 running metres
7	1	00 24 56 56	L-plug screw joint QSLV-G1/8-8
8	2	00 00 11 27	Screw joint 1", brass
9	1	20 20 36 22	Angle 1" internal thread, galvanised
10	1	20 20 32 24	Double nipple 1" x 120, galvanised
11	1	20 15 20 10	Strainer 1" A with screen
12	1	20 20 16 91	Suction high-pressure coupling 1" external thread with gasket
13	1	20 20 33 13	Tube nipple 1" x 30, galvanised
14	1	00 03 61 18	Reduction nipple 2"external thread 1"internal thread, galvanised
15	1	20 20 07 80	Coupling 50 M-part 2" internal thread with gasket
16	2	20 21 51 53	Ball valve 1" IG
17	1	20 20 08 00	Geka coupling 1" external thread
18	1	00 20 16 15	Distributor 3x1"external thread FERRO 100 II, galvanised
19	1	20 20 11 00	Geka coupling 1" internal thread (PACKING UNIT = 10 PCS)
20	1	20 20 17 00	Gasket Geka coupling
21	2	20 20 16 80	High-pressure suction coupling 3/4" sleeve with gasket
22	4	20 20 29 01	Hose clip 28-31
23	1	20 21 36 06	Water hose/air hose 3/4" x 400mm
24	2	20 19 04 41	Hose screw connection 3/4" external thread with sleeve
25	1	00 08 26 79	Pressure switch type BC 0.5 - 3 bar
26	1	20 20 33 14	Tube nipple 1/4" x 20mm, galvanised
27	1	00 02 36 03	Reduction nipple 1"external thread 1/4"internal thread, galvanised
28	1	20 20 36 01	Angle 3/4" internal thread-external thread, galvanised
29	1	00 18 65 45	Water hose/air hose 3/4" x 220mm

Spare parts drawing, spare parts list



38.14 Water supply FERRO 100 II 00232147





Spare parts drawing, spare parts list

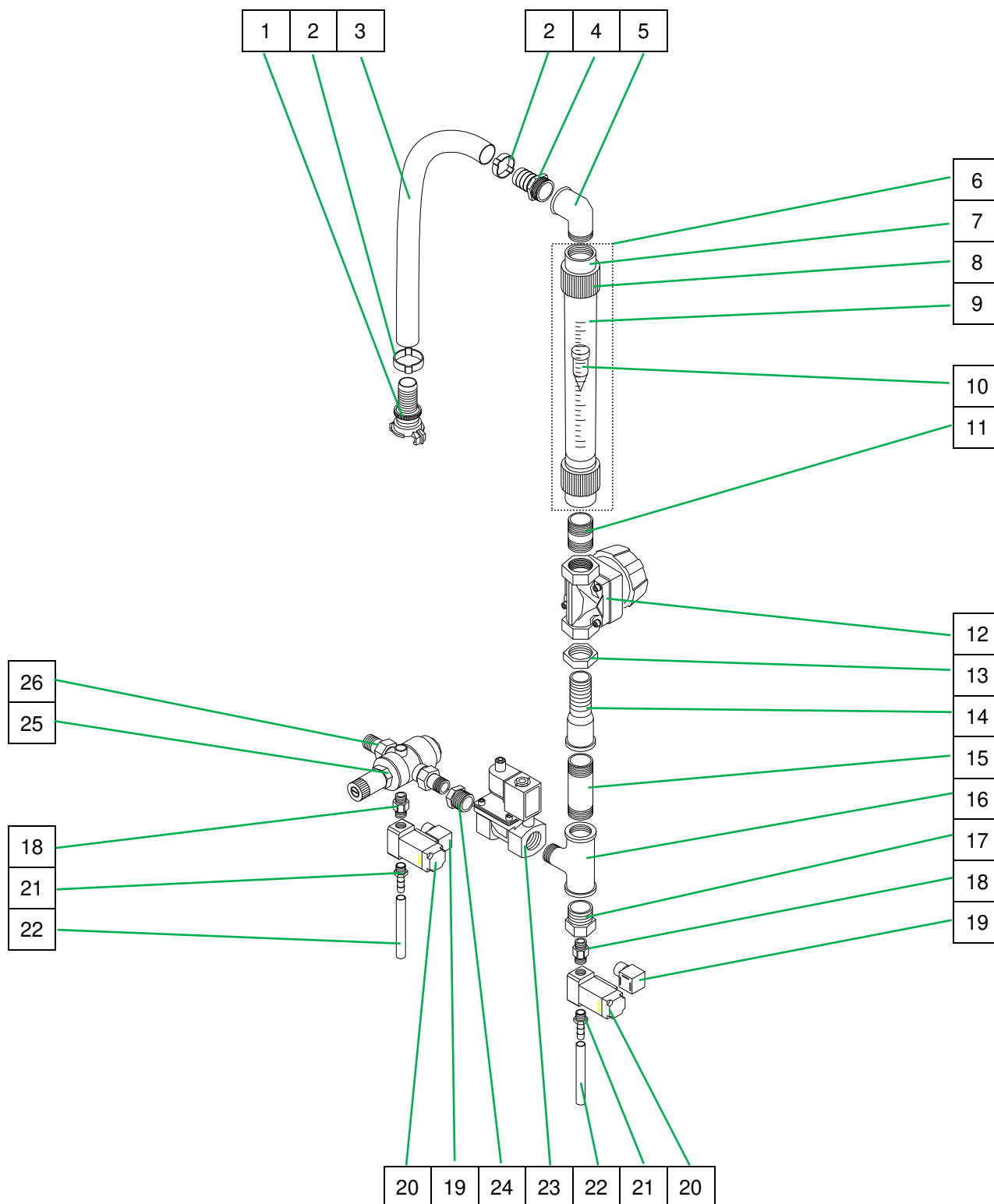
38.15 Spare parts (ET) list Water supply FERRO 100 II 00232147

Pos.	Quantity	Art. no.	Name
1	1	00 02 20 73	CEE socket outlet 4 x 16A 6h, red
2	1	00 09 86 55	Motor connection cable 400 V - 0.85 m
3	1	20 42 79 00	CEE plug 4 x 16A 6h, red
4	1	00 15 13 82	Booster pump 1.1 KW 400 V 50 Hz
5	1	00 00 17 90	Reduced double nipple 1 1/4" external thread - 3/4" external thread,
6	1	20 20 41 22	T-piece 3/4" internal thread, galvanised
7	1	00 03 60 57	Bend 3/4" 45° internal thread-external thread, galvanised
8	1	20 19 04 41	Hose screw connection 3/4" external thread with sleeve
9	4	20 20 29 00	Hose clip 28-31
10	1	20 21 36 06	Water hose/air hose 3/4" x 400mm
11	1	20 20 16 80	High-pressure suction coupling 3/4" sleeve with gasket
12	1	20 19 04 41	Hose screw connection 3/4" external thread sleeve
13	1	00 04 71 31	Water/air hose 1" x 400mm
14	2	20 20 29 10	Hose clip 34-37 (PACKING UNIT=10pieces)
15	1	20 20 16 90	High-pressure suction coupling 1" sleeve with gasket
16	1	20 20 17 00	Gasket of Geka coupling (PACKING UNIT = PCS 50)
17	1	20 20 08 00	Geka coupling 1" external thread (PACKING UNIT = 10 PCS)
18	1	20 20 41 51	T-piece 1" internal thread 1/2" internal thread 1" external thread, galvanised
19	1	20 20 52 00	Reducing nipple 1/2" external thread 1/4" internal thread
20	1	00 20 67 39	Solenoid valve plug compl.
21	1	20 20 36 50	Angle 1/4" internal thread-external thread, galvanised
22	1	00 27 16 32	Solenoid valve 1/4", 42 V with 7 Watt coil
23	1	00 23 22 98	L-plug screw joint QSLV-G1/4-8
24	1	00 05 51 98	Polyamide hose 8 x 6 x 1, P11/12 running metres
25	1	00 09 89 57	Straight plug connection 1/4" external thread D = 8
26	1	00 20 61 96	Long-thread sleeve 1" x 100, galvanised
27	1	00 08 08 61	Tube nut G 1"
28	1	20 20 37 70	Hose coupling 1" external thread sleeve 1"
29	1	20 20 55 10	Reducing nipple 1 1/4" external thread 1" internal thread, galvanised
30	1	20 21 36 25	Water hose/air hose DN19 - 900 mm
31	1	20 19 04 42	Hose screw connection 1/2" external thread sleeve 3/4"
32	1	20 20 43 02	T-piece 1/2" internal thread 3/8" internal thread 1/2" internal thread
33	1	20 20 32 83	Hexagonal double nipple 1/4", galvanised
34	1	00 08 26 79	Pressure switch 0.5/3 bar

Spare parts drawing, spare parts list



38.16 Water supply FERRO 100 II 00232147





Spare parts drawing, spare parts list

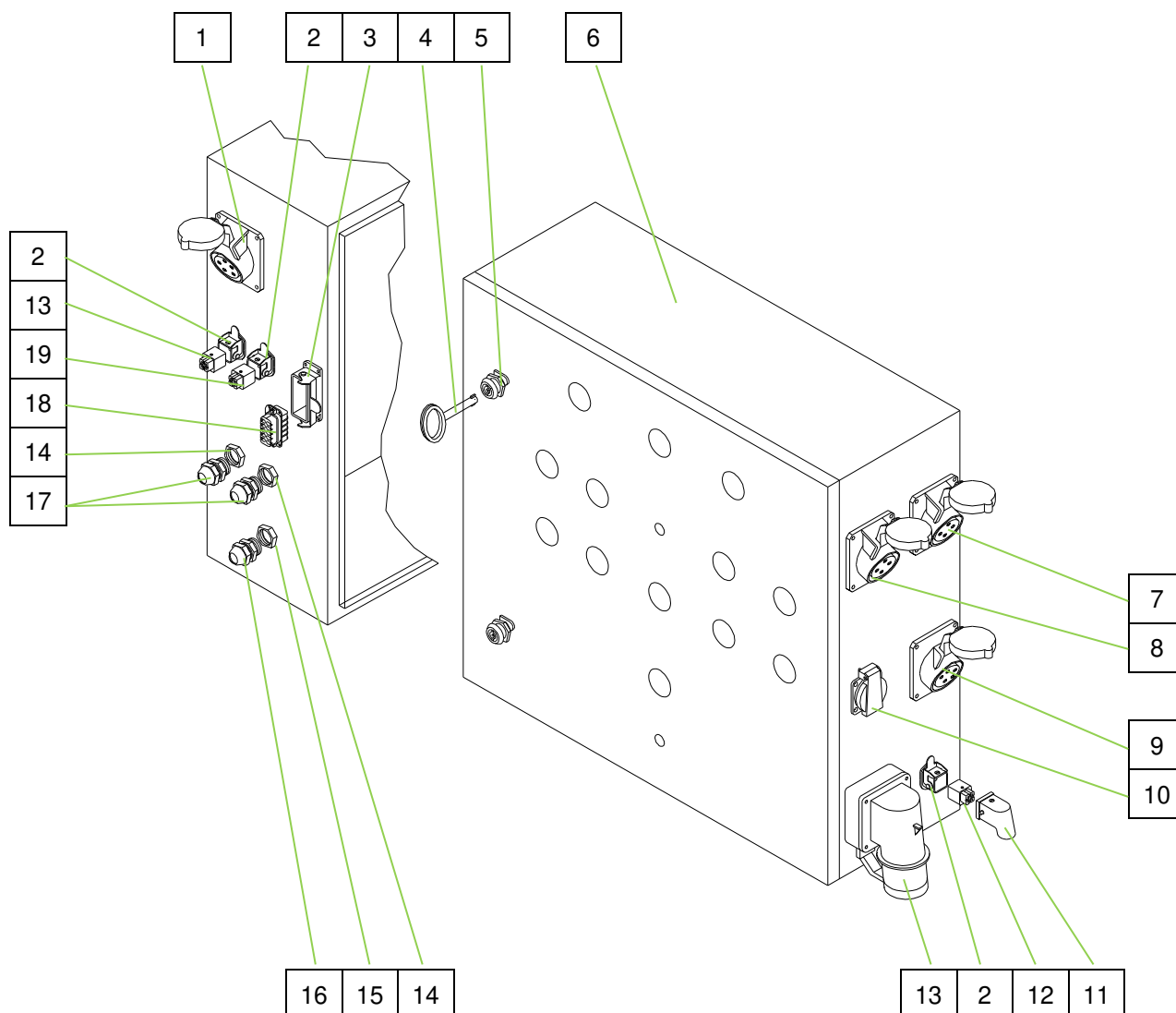
38.17 Spare parts (ET) list Water supply FERRO 100 II 00232147

Pos.	Quantity	Art. no.	Name
1	1	20 20 16 90	High-pressure suction coupling 1" sleeve with gasket
2	2	20 20 29 11	Hose clip 34-37 (PACKING UNIT = 10 PCS)
3	1	00 00 87 04	Water/air hose 1" x 750mm
4	1	20 20 37 70	Hose screw connection 1" AG with sleeve 1"
5	1	20 20 36 20	Angle 1" internal thread-external thread, galvanised
6	1	20 18 50 01	Water flow meter 250-2500 l/h compl.
7	2	20 18 46 00	Insert 1"
8	2	20 18 45 10	Union nut 1 1/2" for water flow meter
	2	20 18 43 00	O-ring 32.92x 3.53
9	1	20 18 51 00	Plastic tube 250 - 2,500 l/h
10	1	20 18 42 00	Cone for water flow meter of type 1600, 2500
11	1	20 20 33 13	Tube nipple 1" x 30, galvanised
12	1	20 17 17 41	Diaphragm valve 1" type 671
13	2	00 08 08 61	Tube nut G 1"
14	1	00 20 61 96	Long-thread sleeve 1" x 100, galvanised
15	1	00 02 34 90	Double nipple 1" x 100, galvanised
16	1	00 02 26 57	T-piece 1" internal thread 1" external thread 1" internal thread, galvanised
17	1	00 02 36 03	Reduction nipple 1" external thread 1/4" internal thread, galvanised
18	2	20 20 37 12	Screw joint 1/4" external thread, brass, for pressure switch-off
19	2	00 20 67 39	Solenoid valve plug compl.
20	2	00 27 16 32	Solenoid valve 1/4", 42V type 6013B 7 Watt
21	2	00 01 02 42	Hose coupling 1/4" external thread sleeve 10mm
22	2	00 04 62 50	Hose section 9 mm x 200mm
23	1	00 03 61 88	Solenoid valve 1" 42V type "END"
24	1	20 20 54 00	Reducing nipple 1" external thread 1/2" internal thread, galvanised
25	1	20 15 52 00	Pressure reducer D06FN 1/2" hole
26	2	20 20 31 07	Flat nipple 1/2" external thread with union nut 3/4" internal thread

Spare parts drawing, spare parts list



38.18 Control box Art. no. 00178685 / 00208092





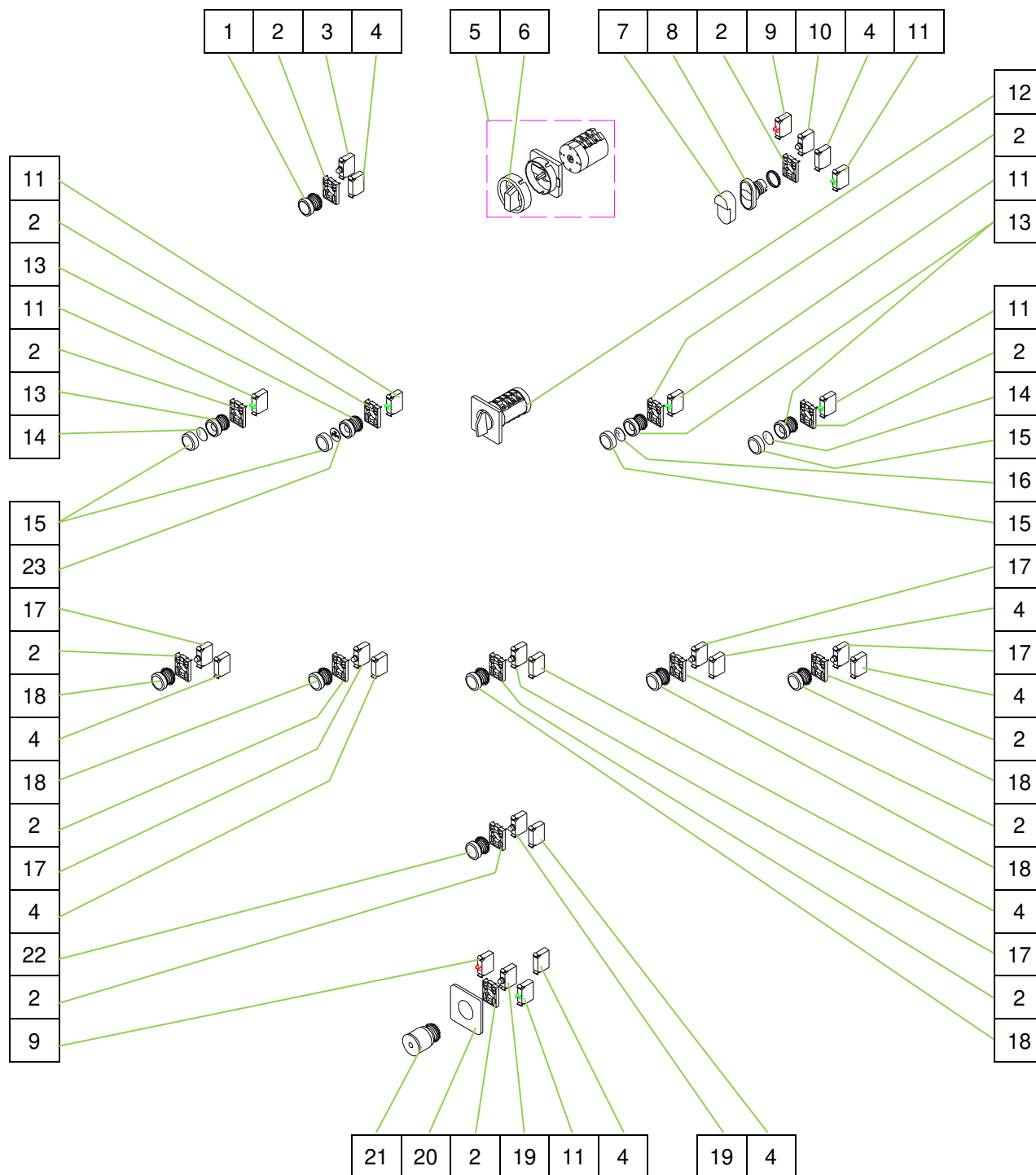
Spare parts drawing, spare parts list

Pos.	Quantit	Art. no.	Name
1	1	00 01 94 16	CEE socket outlet 5 x 16A 6h, red
2	3	20 42 86 04	Socket housing 4/5-pin, HAN 3A/HA 4
3	1	20 42 98 21	Socket housing 10A-pin, HAN 10A
4	1	20 44 45 00	Key for control box
5	2	00 03 62 49	Lock for control box (double bit)
6	1	00 18 62 88	Empty housing with door FERRO II stainless steel
7	1	20 42 66 10	CEE socket outlet 4 x 16A 6h, red
8	1	00 02 20 66	CEE-socket outlet 4 x 16A 7h, black 500 V
9	1	00 02 20 67	CEE panel mounted socket 5 x 16A 7h sw
10	1	20 42 72 00	Schuko socket outlet 16A, blue
11	1	00 10 45 68	Dummy connector, 4-pin, 10A, plastic
12	2	20 42 86 07	Female insert 4 pin, HAN 3A
13	1	00 00 21 29	CEE connection plug 5 x 32A 6h, red, flap lid
14	2	00 04 11 45	Skintop counter nut M 20 x 1.5
15	1	00 04 11 43	Skintop counter nut M 16 x 1.5
16	1	00 04 11 41	Skintop screw connection M 16 x 1.5
17	2	00 04 11 27	Skintop screw connection M 20 x 1.5
18	1	20 42 98 24	Female insert 10 pin, HAN 10A
19	1	20 42 86 03	Female insert 5-pin, HA 4

Spare parts drawing, spare parts list



38.19 Control box Art. no. 00178685 / 00208092





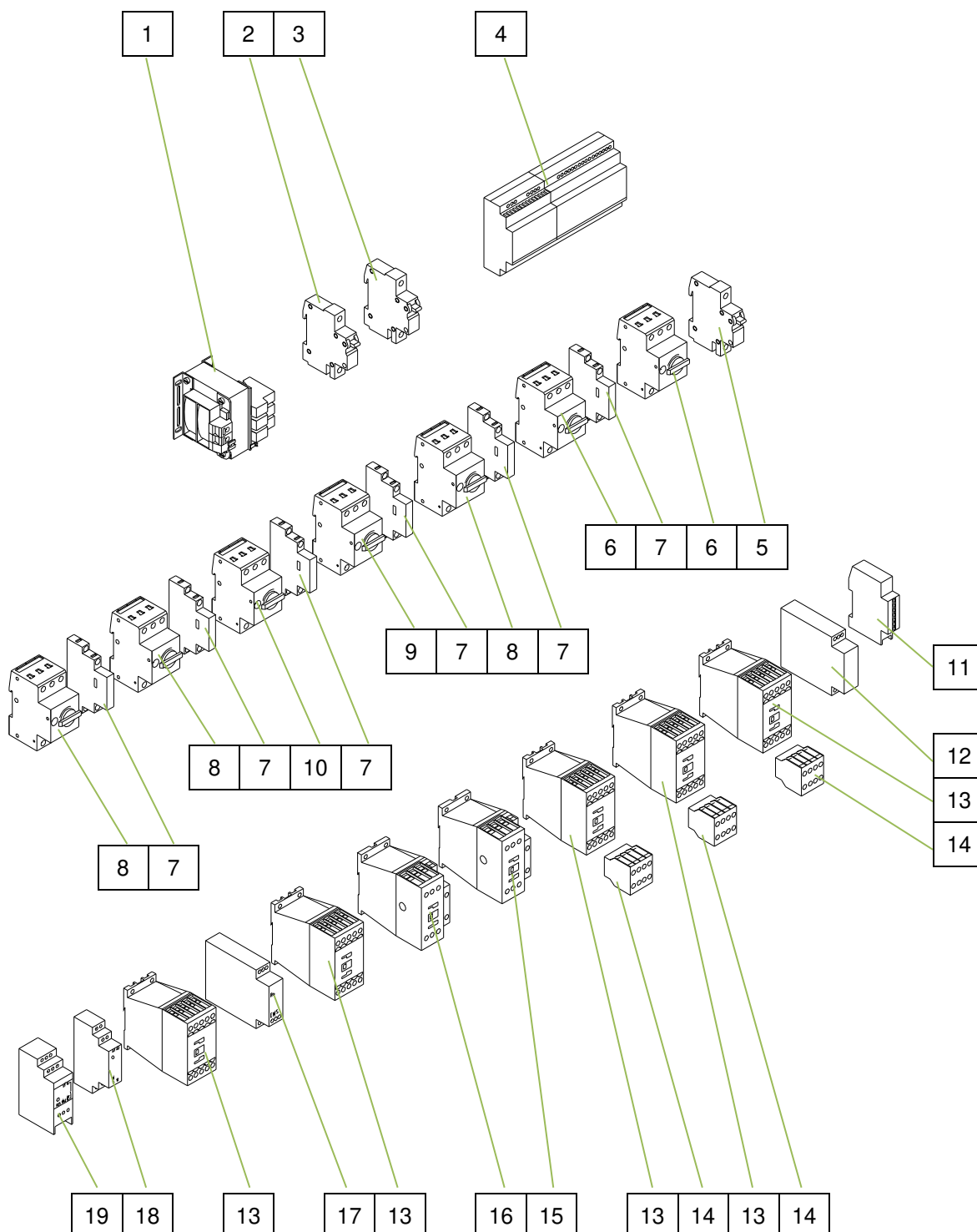
Spare parts drawing, spare parts list

Pos.	Quantit	Art. no.	Name
1	1	00 05 38 73	Transparent lamp insert cover green M22
2	13	00 05 38 34	Fastening adapter for switch elements
3	1	00 05 38 80	Luminous element, green 12-30V
4	9	00 05 38 86	LED - resistor - additional series resistor 42 V
5	1	20 45 52 00	Main switch
6	1	20 45 52 01	Toggle for main reversing switch Art.20455200
7	1	00 05 38 31	Test membrane square for double pushbutton IP 67
8	1	00 05 38 32	Luminous pushbutton ON/OFF M22
9	2	00 05 38 36	Contact element 1 opener M22 EK01
10	6	00 05 38 81	Luminous element white 12-30V
11	6	00 05 38 35	Contact element 1 closer M 22 EK 10
12	1	00 18 63 72	Step switch 0-6 1-pin
13	4	00 05 38 39	Pushbutton without touch plate M22
14	2	00 05 38 40	Touch plate for pushbutton Green / On M22
15	4	00 05 38 30	Test membrane round for push-button IP 67
16	1	00 05 38 43	Touch plate for push button - blue / reset M 22
17	6	00 05 38 81	Luminous element white 12-30V
18	5	00 05 38 74	Transparent lamp insert cover yellow M22
19	2	00 05 38 79	Luminous element, red, 12-30V
20	1	00 18 63 75	Emergency-stop shield in four languages
21	1	00 18 63 74	Emergency-stop button M22, illuminated
22	1	00 05 38 75	Transparent lamp insert cover red M22
23	1	00 05 38 42	Touch plate for pressure switch, black, liquid M22

Spare parts drawing, spare parts list



38.20 Control box article number 00178685 internal





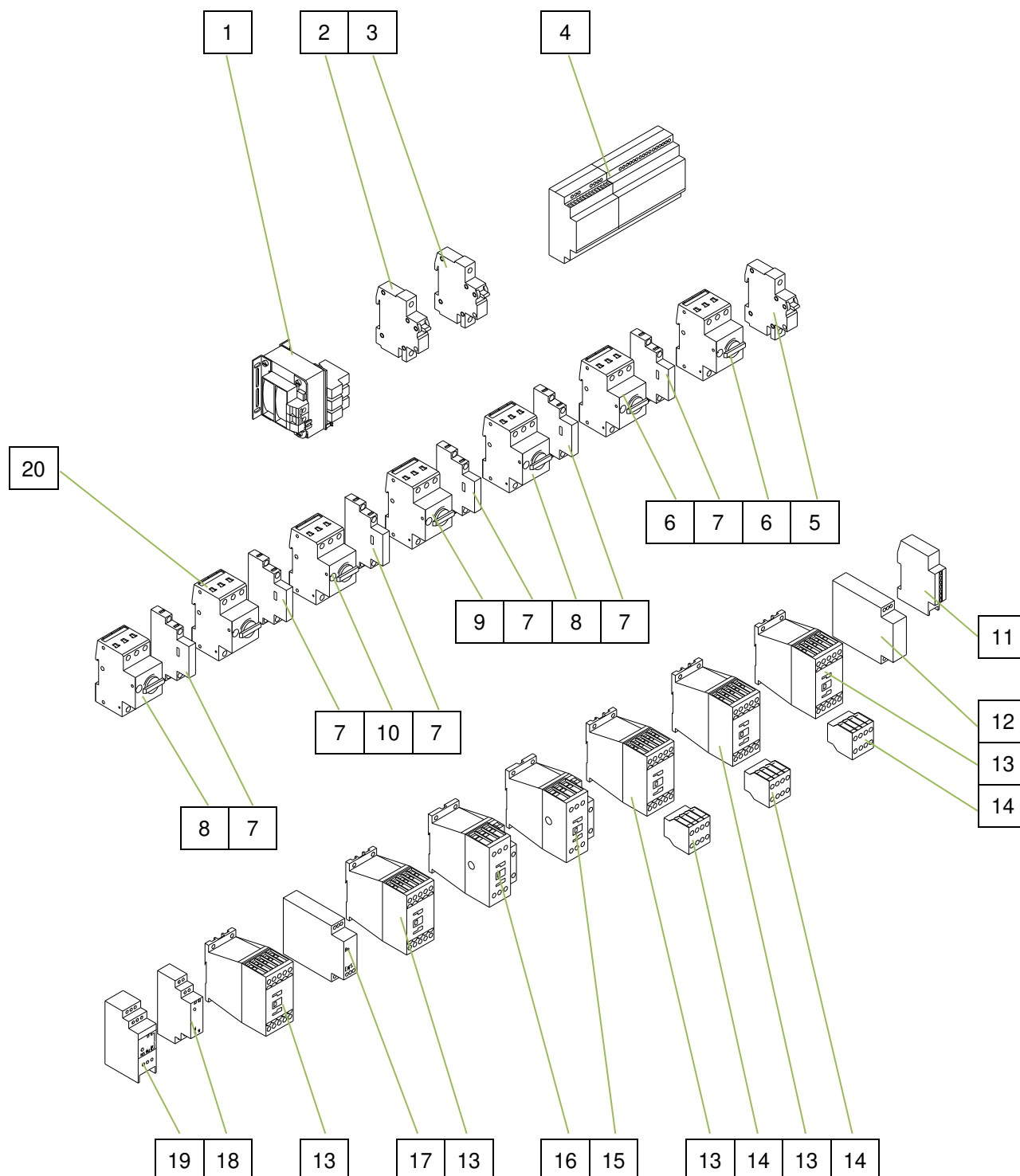
Spare parts drawing, spare parts list

Pos.	Quantity	Art. no.	Name
1	1	00 27 16 33	Control transformer 400V-42V/230V 250 VA (T1)
2	1	00 04 63 79	Miniature circuit breaker C 0.5A, 1-pin
3	1	00 27 24 58	Miniature circuit breaker C 5A, 1-pin
4	1	00 20 74 18	PLC control FERRO 100 II programmed (A1)
5	1	20 41 93 10	Miniature circuit breaker B 16A, 1-pin (F1)
6	2	00 04 25 99	Motor protection switch 0.63-1A PKZM 0-1 (Q9) (Q7)
7	6	00 02 14 01	Auxiliary contactor NHI-11-PKZO
8	3	00 04 26 01	Motor protection switch 1.6-2.5A PKZM 0-2.5 (Q2) (Q3)
9	1	00 04 35 51	Motor protection switch 16-20A PKZM 0-20 (Q5)
10	1	00 04 26 02	Motor protection switch 10-16A PKZM 0-16 (Q4)
11	1	20 45 31 01	Operation-hour counter 42V (P1)
12	1	00 02 21 53	Thermistor protection (K11)
13	5	00 08 42 23	Air-break contactor DIL M9-10 42 V, 50Hz 48 V, 60Hz 4,0 kW (K1) (K3) (K6) (K7) (K8)
14	3	00 08 52 93	Auxiliary switch DILM 32-XHI11 1S / 1Ö
15	1	00 08 42 26	Air-break contactor M25-10 42 V, 50 Hz 48 V, 60 Hz, 11 kW size II (K5)
16	1	00 08 42 25	Air-break contactor DIL M17-10 42 V, 50 Hz 48 V, 60 Hz 7,5 kW size II (K4)
17	1	00 46 26 98	Phase monitoring digitally programmed Replaces 00137166 (K2)
	1	20 45 27 51	Phase sequence relay 200-500 V Type FPF2 Changeover from 06.2017
18	1	20 44 81 20	Coupling relay 42 V 2 changer (K13)
19	1	00 18 63 90	Safety relay 42V (K12)

Spare parts drawing, spare parts list



38.21 Control box Art. no. 00208092 internal





Spare parts drawing, spare parts list

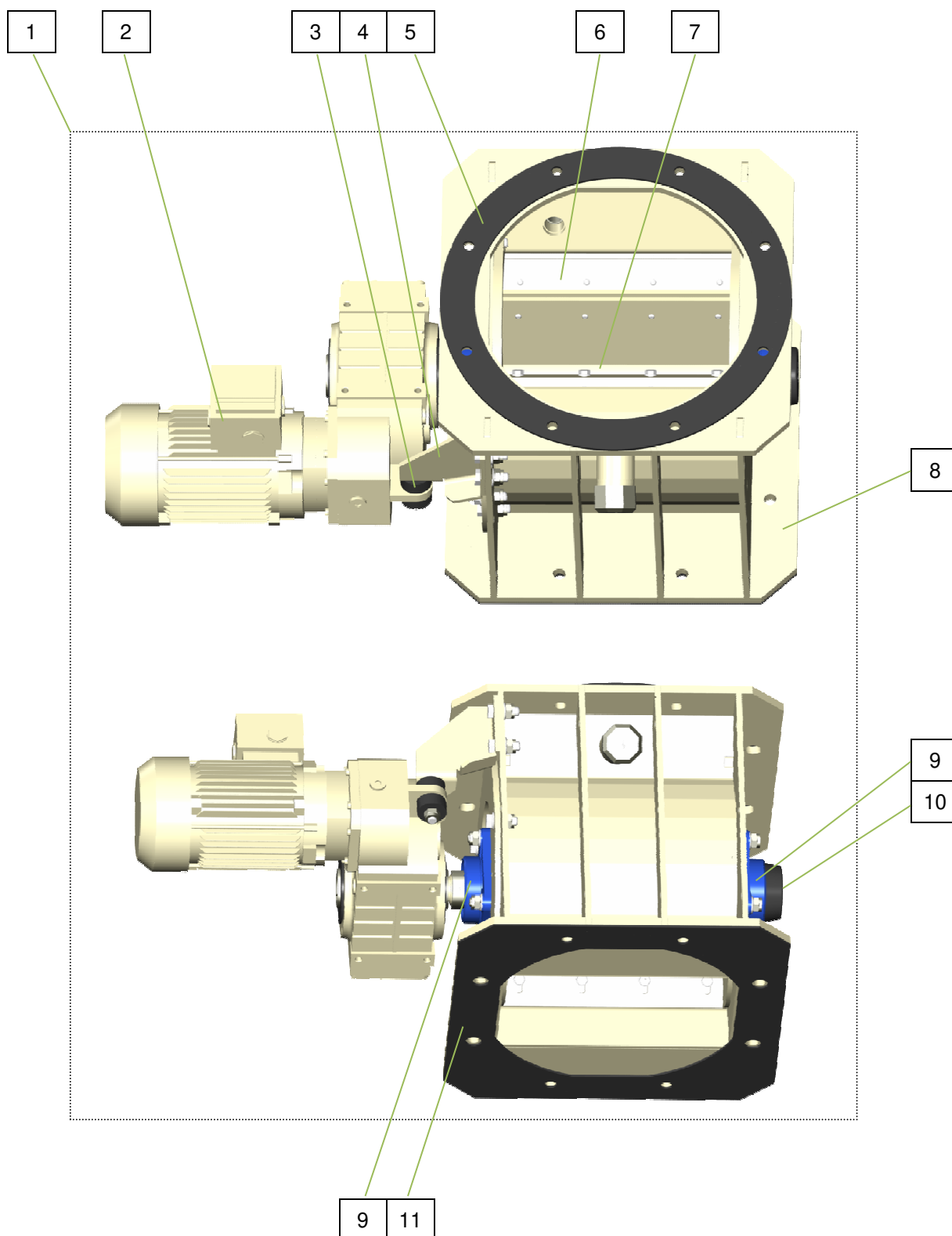
38.22 Control box Art. no. 00208092 internal

Pos.	Quantity	Art. no.	Name
1	1	00 02 21 70	Control transformer 400V-42V/230V 250 VA (T1)
2	1	00 04 63 79	Miniature circuit breaker C 0.5A, 1-pin
3	1	00 08 31 38	Miniature circuit breaker C 4A, 1-pin
4	1	00 20 74 18	PLC control FERRO 100 II programmed (A1)
5	1	20 41 93 10	Miniature circuit breaker B 16A, 1-pin (F1)
6	2	00 04 25 99	Motor protection switch 0.63-1A PKZM 0-1 (Q7) (Q9)
7	6	00 02 14 01	Auxiliary contactor NHI-11-PKZO
8	2	00 04 26 01	Motor protection switch 1.6-2.5A PKZM 0-2.5 (Q2) (Q6)
9	1	00 04 35 51	Motor protection switch 16-20A PKZM 0-20 (Q5)
10	1	00 04 26 02	Motor protection switch 10-16A PKZM 0-16 (Q4)
11	1	20 45 31 01	Operation-hour counter 42 V
12	1	00 02 21 53	Thermistor protection (K11)
13	5	00 23 23 14	Air-break contactor DIL MF8-10 (RAC48) (K1) (K3) (K6) (K7) (K8)
14	3	00 08 52 93	Auxiliary switch DILM 32-XHI11 1S / 1Ö
15	1	00 23 23 13	Air-break contactor DIL MF25-10 (RAC48) (K5)
16	1	00 23 23 11	Air-break contactor DIL MF17-10 (RAC48) (K4)
17	1	00 46 26 98	Phase monitoring digitally programmed Replaces 00137166 (K2)
	1	20 45 27 51	Phase sequence relay 200-500 V type FPF2 Changeover from 06.2017 (K2)
18	1	20 44 81 20	Coupling relay 42 V 2 changer (K13)
19	1	00 18 63 90	Safety relay 42V (K12)
20	1	00 04 26 03	Motor protection switch 2.5-4A PKZM 0-4 (Q3)

Spare parts drawing, spare parts list



38.23 Star wheel lock FERRO II complete RAL1015 Article number 00035135





Spare parts drawing, spare parts list

Pos.	Quantity	Art. no.	Name
1	1	00 03 51 35	Star wheel lock FERRO II complete RAL1015
2	1	00 03 90 39	Drive star wheel lock FERRO II, 0.75kW complete with connection cable
3	2	00 03 90 41	Sponge rubber buffer FERRO
4	1	00 26 65 24	Torque supports for star wheel lock for Neudecker & Joliltz gear motor RAL1015
5	1	20 70 63 10	Rubber seal D 450x360x4
6	8	00 03 64 88	Wear plate Rotor Star wheel lock RAL1015
7	1	00 03 51 34	Rotor Star wheel lock FERRO II RAL1015
8	1	00 03 50 68	Casing Star wheel lock FERRO II RAL1015
9	2	00 02 36 78	Y-flange bearing unit
10	1	00 02 36 80	Cover Y-flange bearing
11	1	00 02 38 28	Gasket of star wheel lock 3mm with web

Spare parts drawing, spare parts list**38.24 Water tank cmpl. for FERRO II Trans RAL1015 Article number 00513243**

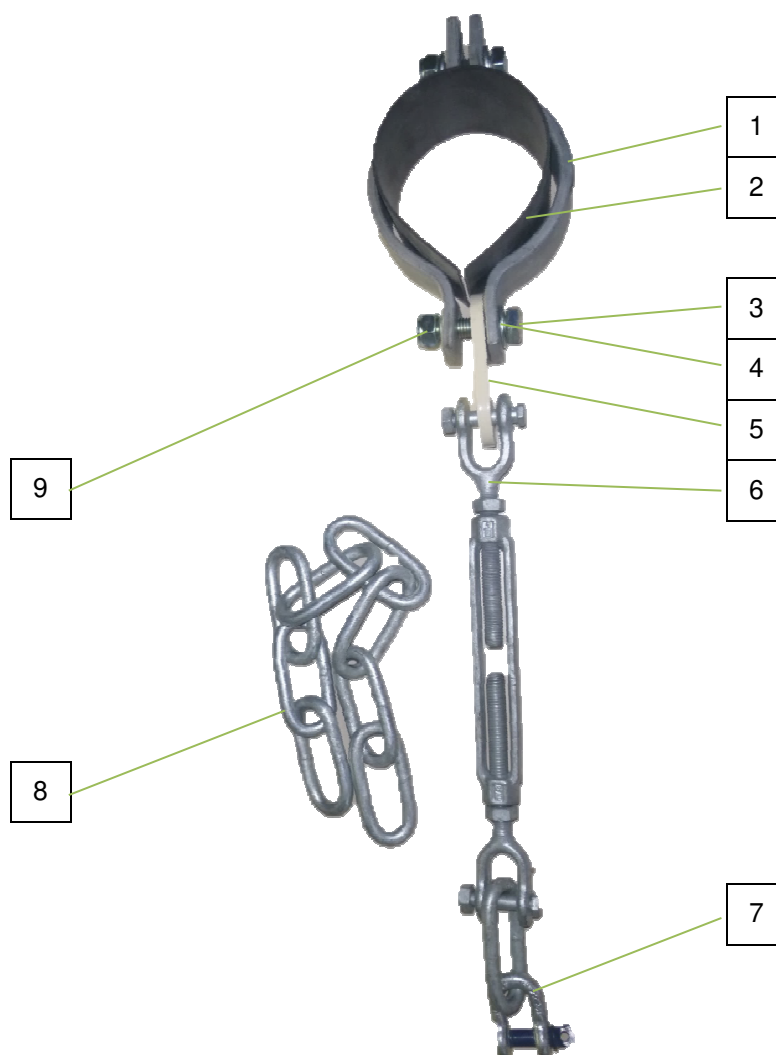
Quantity	Art. no.	Name
1	00 51 31 86	Water tank holder for FERRO II trans
1	00 03 57 31	Hex. screw M10 x 65, galvanised
1	20 20 90 10	Washer B 10.5, galvanised
1	20 20 72 10	Safety nut M10, galvanised
8	20 20 90 10	Washer B 10.5, galvanised
4	00 05 10 72	Hexagon screw M10 x 30 A2
4	20 20 72 10	Safety nut M10, galvanised
1	00 51 67 62	Water tank 120L cmpl. for FERRO without
1	00 51 29 72	Float gauge valve MS incl. float gauge cmpl.
2	00 51 63 22	Disc 55x34x1,5 VA
1	20 20 36 22	Angle 1" internal thread, galvanised
1	20 20 08 00	Geka coupling 1" external thread
1	00 51 64 02	Lashing strap with wedge lock
1	20 20 87 01	Hex. screw M 8 x 16, galvanised
2	20 20 93 20	Large diameter washer 8.4 x 25 x 1.5,
1	20 20 37 70	Hose coupling 1" external thread sleeve 1"
1	20 20 16 90	High-pressure suction coupling
1	20 20 72 00	Safety nut M8, galvanised
1	20 20 99 78	Ring screw M8 x 13
1	20 20 72 00	Safety nut M8, galvanised
1	20 20 33 13	Tube nipple 1" x 30
1	00 08 08 61	Tube nut G 1"
1	20 20 36 22	Angle 1" internal thread
1	00 60 70 83	Cover for water tank FERRO
1	00 60 70 82	Clamping ring for cover of water





Spare parts drawing, spare parts list

38.25 Silo mounting



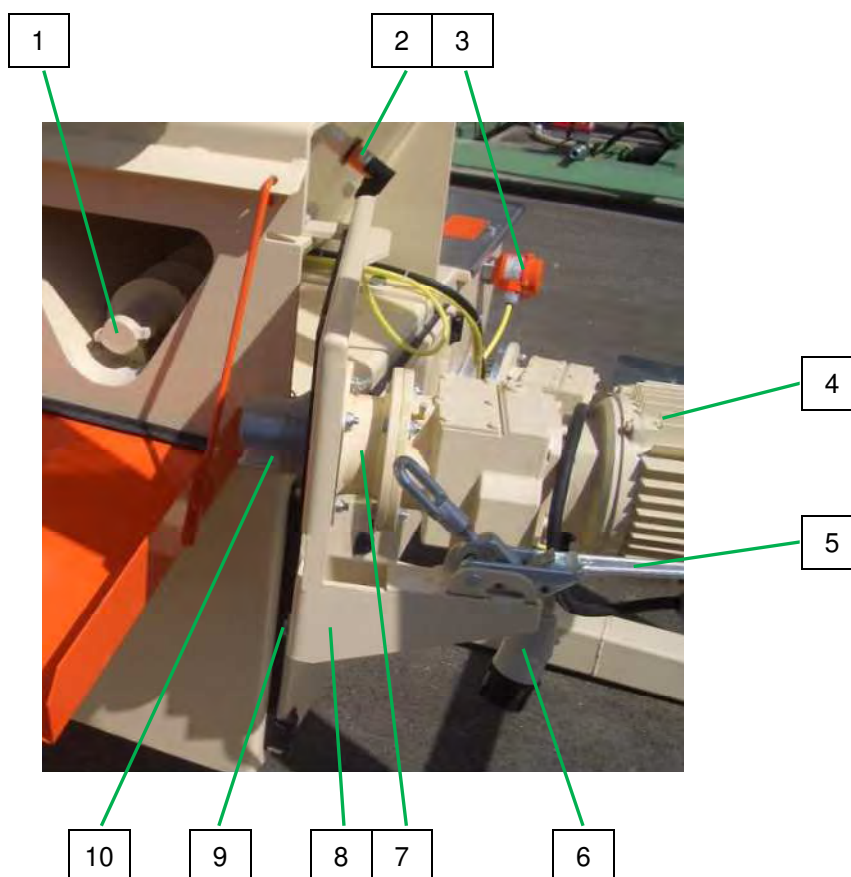
Pos.	Quantity	Art. no.	Name
1	1	00416333	Pipe clamp 2-lug 108 (50 x 8)
2	1	00023837	Rubber sheet 50 x 2 x 320 without web
3	2	00023274	Hex. screw M14 x 55, galvanised
4	4	20209011	Washer B 15, galvanised
5	1	00034742	Connection pieces for tensioning
6	1	00023430	Turnbuckle 1/2" x 6, galvanised (2 forks)
7	1	00023691	Shackles fixed high, 1 tonne, galvanised
8	1	00034741	Chain, straight links 10x66, galvanised
9	2	00023350	Safety nut M14, galvanised




Disegno dei ricambi, distinta dei ricambi

24 Disegno dei ricambi, distinta dei ricambi

24.1 Motore del miscelatore / albero di dosaggio



Pos.	Quantità	Cod. prod.	Denominaz.
1	1	00193318	Albero di dosaggio FERRO 100 II fino all'anno di costruzione 07.2016
	1	00551148	Albero di dosaggio FERRO 100 II semiguscio dall'anno di costruzione 08.2016
2	1	00022257	Sonda del materiale asciutto cpl. FERRO II
3	1	00216381	Sonda di livello KPS1 1,5 m 90 lunga connettore di comando a 10 vie
	2	00214853	Rondella in polietilene 30x36x1,0 mm
4	1	00655969	Motoriduttore 6,05 kW, 292 giri/min, SK25
5	1	20100801	Chiusura rapida con fusibile M14
6	1	00201383	Cavo di allacciamento motore cavo 0,85m connettore CEE 5x16A nero
7	1	00550935	Alloggiamento per guarnizione motore chiuso RAL1015
8	1	00186600	Flangia del motore orientabile FERRO 100 II RAL9015
9	1	00193350	Guarnizione 350x280x6mm FERRO 100 II
10	1	00193567	Griffa di trascinamento HM/FERRO 100 II zincata

Disegno dei ricambi, distinta dei ricambi**24.2 Valvola rotativa FERRO II cpl.**

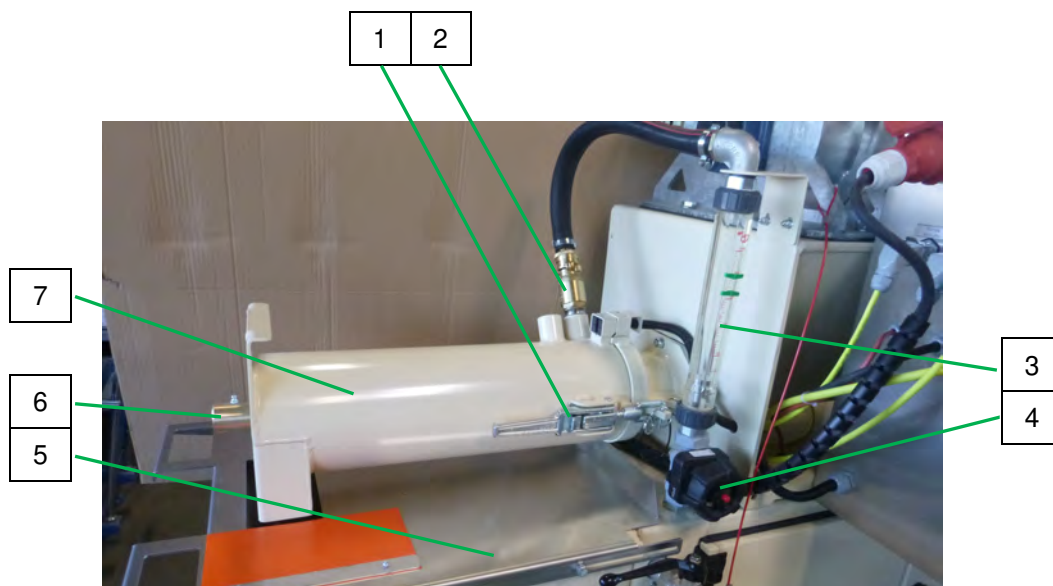
Pos.	Quantità	Cod. prod.	Denominaz.
1	1	00035135	Valvola rotativa FERRO II cpl. RAL1015
2	1	00008640	Calotta anti-pioggia per cuffia di trasferimento con filtro completa
3	1	00731306	Motoriduttore 0,75 kW, 11 U/min, 400 V RAL1015
4	1	00037560	Cavo di allacciamento motore CEE 4 x 16A nero - 1,25 m

24.3 Tubo di dosaggio FERRO II


Pos.	Quantità	Cod. prod.	Denominaz.
1	1	00193305	Tubo di dosaggio FERRO 100 II RAL1015
2	1	00023668	Anello O-R 158 x 6 DIN 3771-NBR 72
3	2	20101010	Copiglia pieghevole D 4,5 con anello
4	1	00186391	Azionatore magnetico sensore di sicurezza 2 n.c. / 1 n.a. (BNS250)
5	1	00466828	Protezione per interruttore magnetico RAL1015



24.4 Tubo di miscelazione FERRO II



Pos.	Quantità	Cod. prod.	Denominaz.
1	2	20100801	Chiusura rapida con fusibile M14
2	1	20219100	Valvola di sfiato r 1" fil.int.
3	1	20185001	Flussometro dell'acqua 250-2500 l/h cpl.
4	1	20171741	Valvola a membrana 1"
5	1	00206113	Griglia di protezione FERRO 100 II VA abbassata
6	1	00219318	Tubo di miscelazione esterno FERRO 100 II, ottone
7	1	00222137	Tubo di dosaggio FERRO 100 II RAL1015

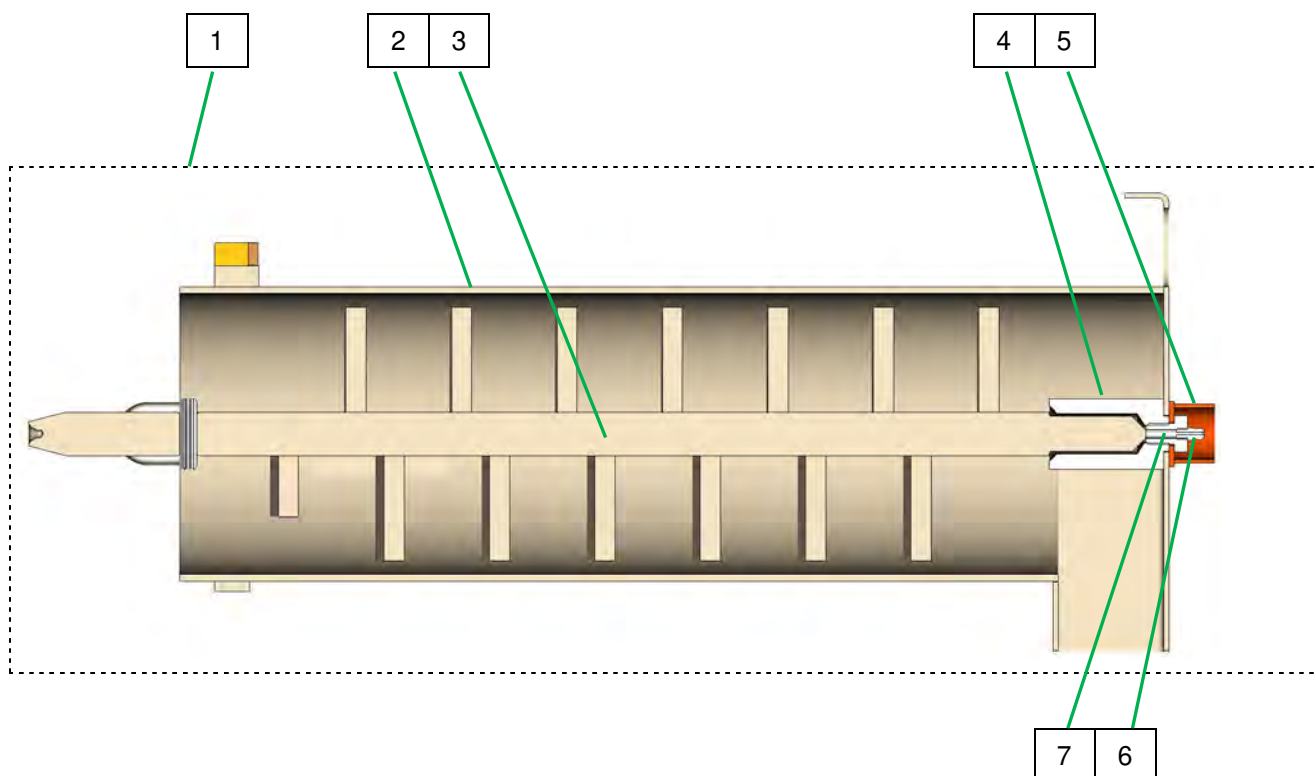
Disegno dei ricambi, distinta dei ricambi**38.4 Tubo di miscelazione FERRO II**

Pos.	Quantità	Cod. prod.	Denominazione
1	2	20100801	Chiusura rapida con fusibile M14
2	1	00551154	Miscelatore FERRO 100 II lungo semiguscio RAL1015
3	1	00186391	Magnete / sensore di sicurezza 2 n.c. / 1 n.a.
	1	00057992	Azionatore magnetico per sensore di sicurezza
4	1	20185001	Flussimetro acqua 250-2500 l/h cpl.
5	1	20171741	Valvola a membrana 1"
6	1	00206113	Griglia di protezione FERRO 100 II acciaio inox abbassata
7	1	00222137	Tubo di miscelazione FERRO 100 II rotondo RAL1015
8	1	00219318	Cuscinetto esterno tubo di miscelazione FERRO 100 II zincato

Disegno dei ricambi, distinta dei ricambi



24.5 Tubo di miscelazione FERRO 100 II “VECCHIO”

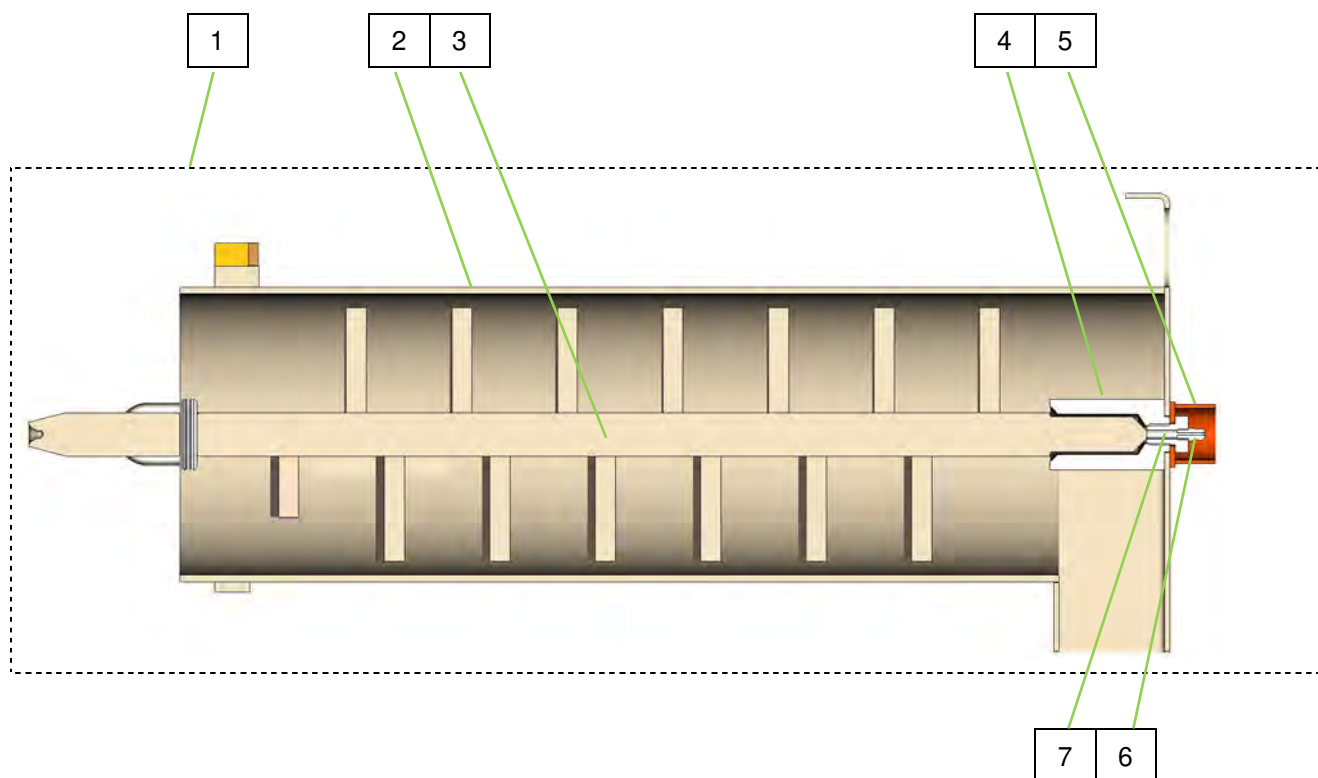


Pos.	Quantità	Cod. prod.	Denominaz.
1	1	00193708	Tubo di miscelazione FERRO 100 II RAL1015 cpl.
2	1	00193357	Tubo di dosaggio FERRO 100 II RAL1015
3	1	00193402	Miscelatore FERRO 100II RAL1015
4	1	00212297	Boccola cuscinetto FERRO II zincata
5	1	00069795	Manicotto di protezione per ingrassatore RAL2004
6	1	00255463	Nipplo di lubrificazione M 6 x 1,0
7	1	00068887	Vite M12 x 16 con foro M6



Disegno dei ricambi, distinta dei ricambi

38.5 Tubo di miscelazione FERRO II "vecchio"

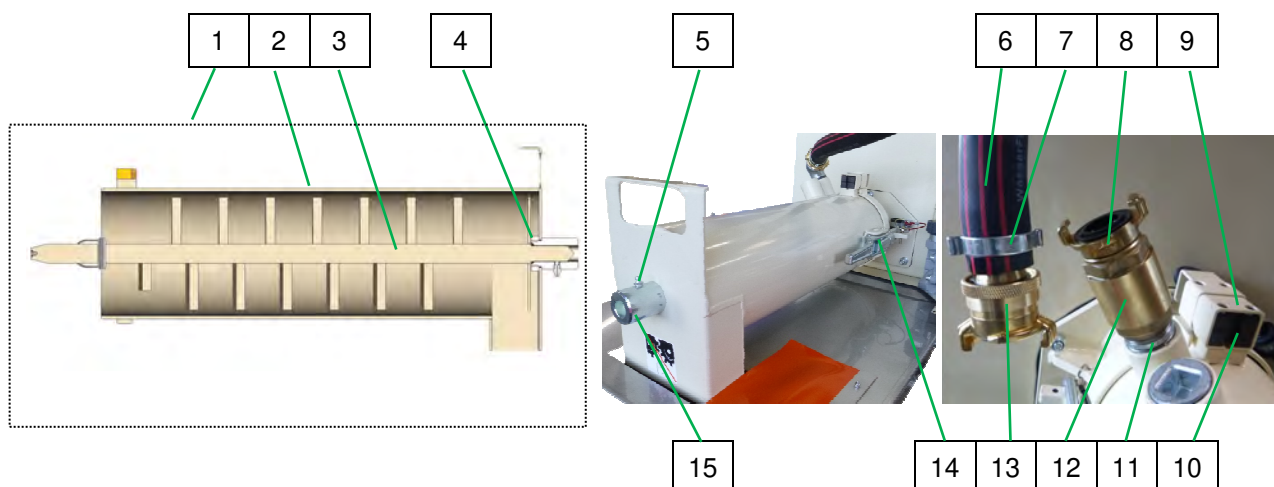


Pos.	Quantità	Cod. prod.	Denominazione
1	1	00193708	Tubo di miscelazione FERRO 100 II RAL1015 cpl.
2	1	00193357	Tubo di miscelazione FERRO 100 II RAL1015
3	1	00193402	Miscelatore FERRO 100 II RAL1015
4	1	00069797	Boccola del cuscinetto HM 5 OCTAGON zincata
5	1	00069795	Boccola di protezione per nipplo di lubrificazione RAL2004
6	1	00255463	Nipplo di lubrificazione M 6 x 1,0
7	1	00068887	Vite a testa esagonale M12 x 16 con foro M6

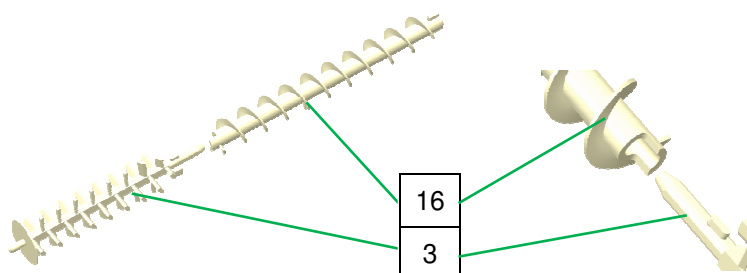


Disegno dei ricambi, distinta dei ricambi

24.6 Tubo di miscelazione FERRO 100 II “Nuovo”



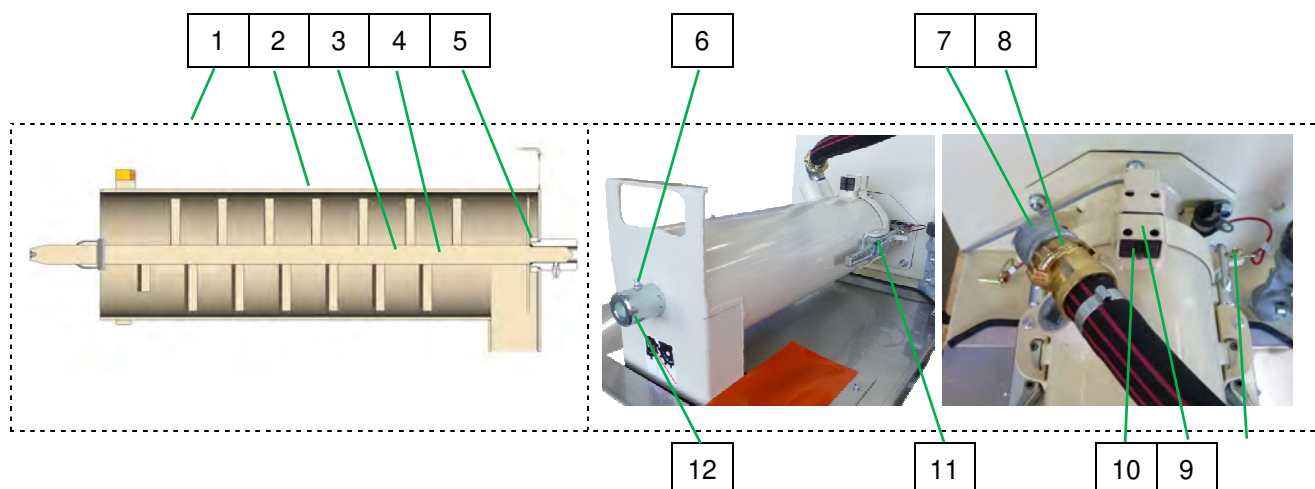
Pos.	Quantità	Cod. prod.	Denominaz.
1	1	00232205	Tubo di miscelazione FERRO 100 II RAL1015 cpl.
2	1	00222137	Tubo di dosaggio FERRO 100 II RAL1015
3	1	00551154	Miscelatore FERRO 100 II lungo semiguscio RAL1015
4	1	00080861	Dado per tubi G 1"
5	1	00035571	Nipplo di lubrificazione M 8
6	1	00008704	Tubo acqua/aria DN25 - 750 mm
7	2	20202910	Fascetta fermatubi 34-37 (VPE 10)
8	1	20200800	Raccordo Geka 1" FE (VPE 10)
9	1	00472315	Protezione per magnete RAL1015
10	1	00057992	Azionatore magnetico sensore di sicurezza
11	1	20203313	Nipplo per tubi 1" x 30 zincato
12	1	20219100	Valvola di sfiato r 1" fil.int.
13	1	20201690	Raccordo ad alta pressione 1" P.G. con guarnizione
14	2	20100801	Chiusura rapida con dispositivo di bloccaggio M14
15	1	00219318	Tubo di miscelazione esterno FERRO 100 II, ottone
16	1	00551148	Albero di dosaggio FERRO 100 II 280 rpm semiguscio



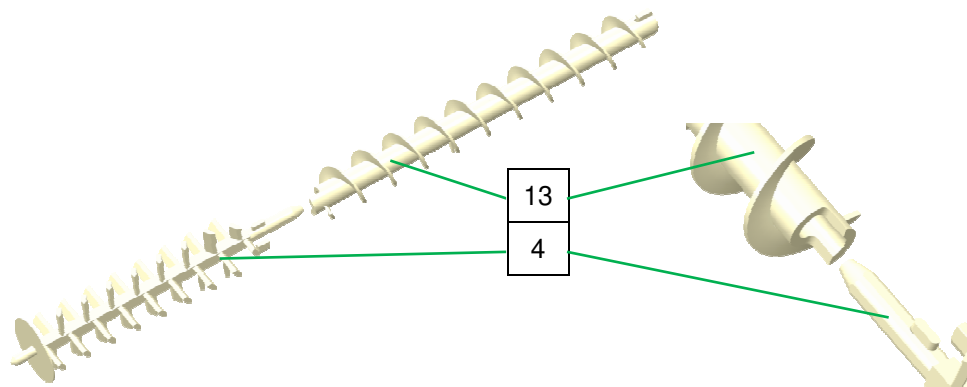
Disegno dei ricambi, distinta dei ricambi



38.6 Tubo di miscelazione FERRO II "nuovo"



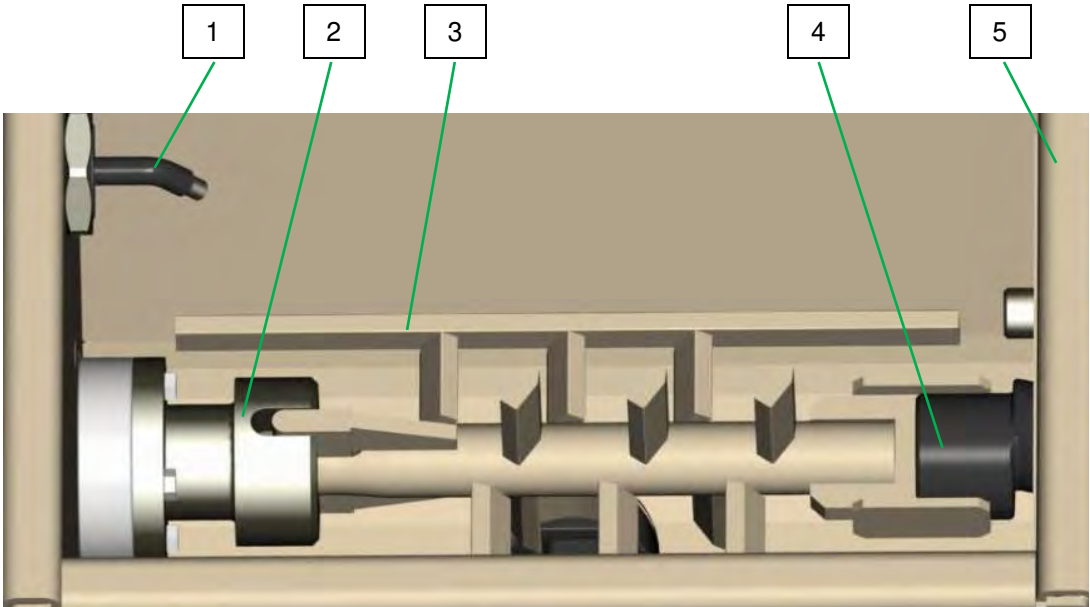
Pos.	Quantità	Cod. prod.	Denominazione
1	1	00193708	Tubo di miscelazione FERRO 100 II RAL1015 cpl.
2	1	00222137	Tubo di miscelazione FERRO 100 II rotondo RAL1015
3	1	00222145	Miscelatore FERRO 100 II lungo RAL1015 fino all'anno di fabbr. 07/2016
4	1	00551154	Miscelatore FERRO 100 II lungo semiguscio RAL1015 a partire dall'anno di fabbr. 08/2016
5	1	00080861	Dado per tubi G 1"
6	1	00035571	Nipplo di lubrificazione M 8
7	1	20203620	Angolare 1" FI-FE zincato
8	1	20200800	Raccordo Geka 1" FE
9	1	00472315	Protezione per magnete RAL1015
10	1	00057992	Azionatore magnetico per sensore di sicurezza
11	2	20100801	Chiusura rapida con fusibile M14
12	1	00219318	Cuscinetto esterno tubo di miscelazione FERRO 100 II zincato
13	1	00551148	Albero di dosaggio FERRO 100 II semiguscio RAL1015 a partire dall'anno di fabbr. 08/2016






Disegno dei ricambi, distinta dei ricambi

24.7 Contenitore della pompa



Pos.	Quantità	Cod. prod.	Denominaz.
1	1	00216381	Sonda di livello KPS1 1,5 m 90 lunga connettore di comando a 10 vie
2	1	00023886	SEMIGIUNTO D=35mm PER FERRO II
3	1	00035121	ALBERO POMPA FERRO II RAL1015
4	1	00021025	Vite FERRO
5	1	00186446	Contenitore della pompa FERRO 100 II RAL1015 (IT)

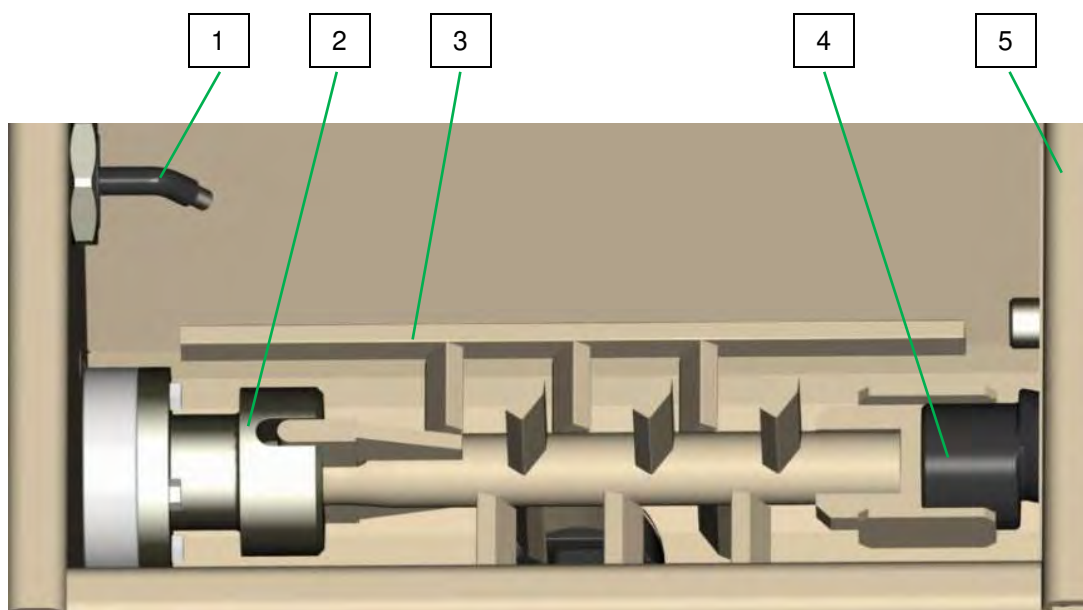


Pos.	Quantità	Cod. prod.	Denominaz.
6	4	20207210	Dado di sicurezza M10 zincato (VPE 10)
7	4	00023218	Vite a testa esagonale M10 x 80 zincata
8	1	00035110	Flangia di serraggio per sportello di pulizia FERRO II RAL 1015
9	1	00035658	Valvola di intercettazione PN10/16 DN80 con leva




Disegno dei ricambi, distinta dei ricambi

38.7 Tramoggia della pompa



Pos.	Quantità	Cod. prod.	Denominazione
1	1	00216381	Sonda di livello KPS1
2		00023886	Mozzo D=35 per FERRO II
3	1	00035121	Albero pompa FERRO II RAL1015
4	1	00021025	ROTORE FERRO
5	1	00511614	Tramoggia pompa FERRO 100 II RAL1015 K-Trans
5	1	00186446	Tramoggia pompa FERRO 100 II RAL1015 (IT)

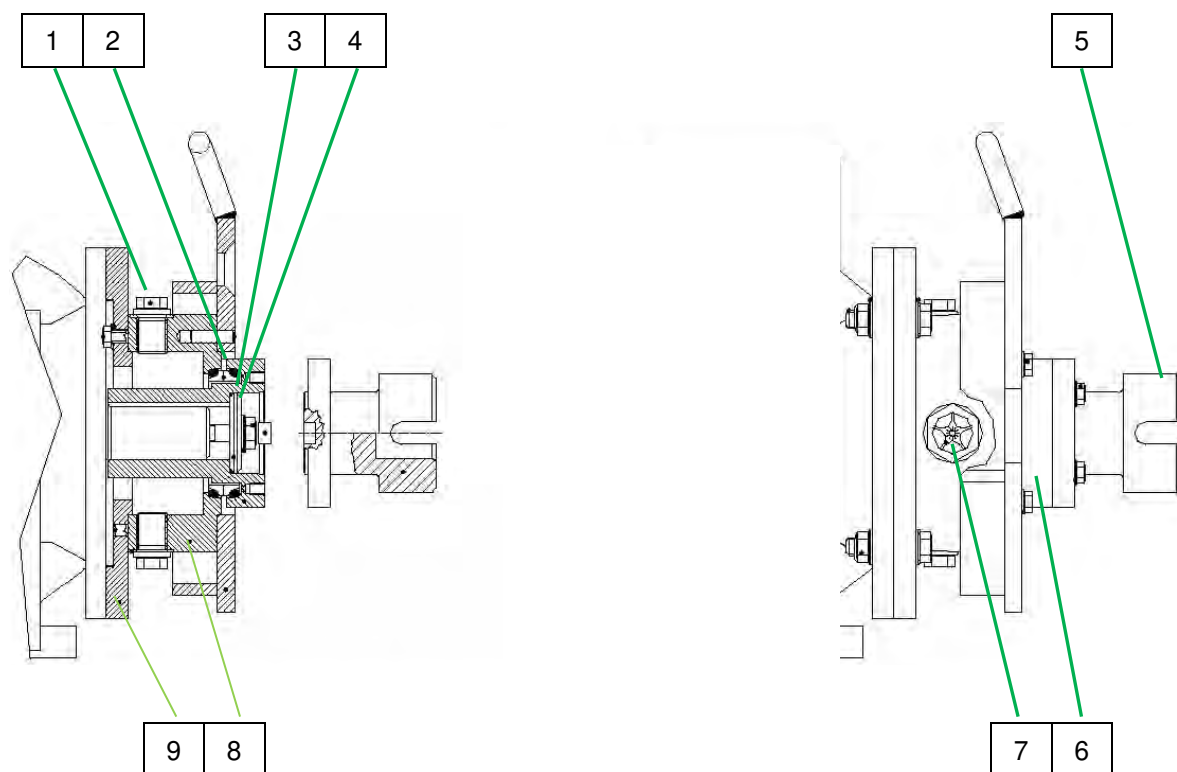


Pos.	Quantità	Cod. prod.	Denominazione
6	4	20207210	Dado di sicurezza M10 zincato (conf. 10 pz.)
7	4	00023218	Vite a testa esagonale M10 x 80 zincata
8	1	00035110	Flangia di serraggio per sportello di pulizia FERRO II RAL 1015
9	1	00035658	Valvola di intercettazione con leva



Disegno dei ricambi, distinta dei ricambi

24.8 Gruppo di tenuta olio FERRO II

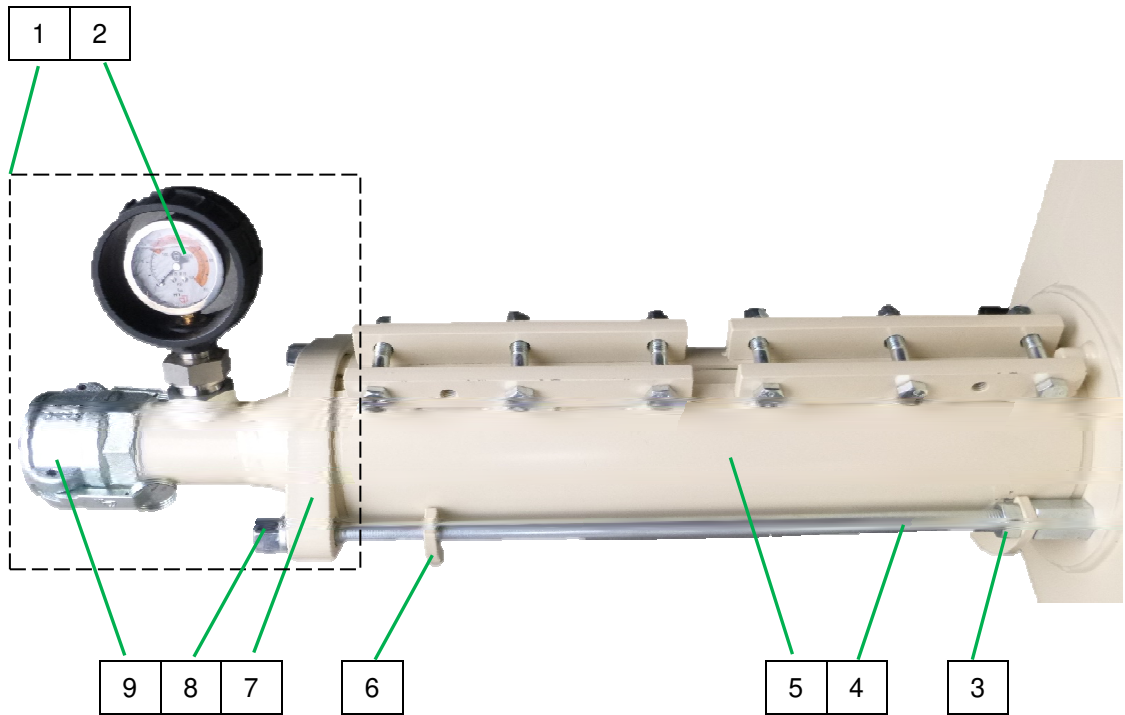


Pos.	Quantità	Cod. prod.	Denominaz.
1	2	20205880	Tappo a vite 1/2" DIN 910 zincato
2	1	20144021	Guarnizione ad anello scorrevole (kit) gruppo di tenuta olio ZP 3
3	1	20144015	Anello O-R 50 x 2 DIN 3770-NBR 70
4	1	20144077	Disco di tenuta D53,5 x 10,5 T10
5	1	00035128	Adattatore pompa FERRO zincato
6	1	00023886	Mozzo D=35 per FERRO II
7	1	20144012	Spia dell'olio R 1"
8	1	20144027	Alloggiamento di tenuta ZP 3 S/WMP/FERRO zincato
9	1	00193315	Flangia di adattamento gruppo di tenuta olio FERRO 100 II zincata



Disegno dei ricambi, distinta dei ricambi

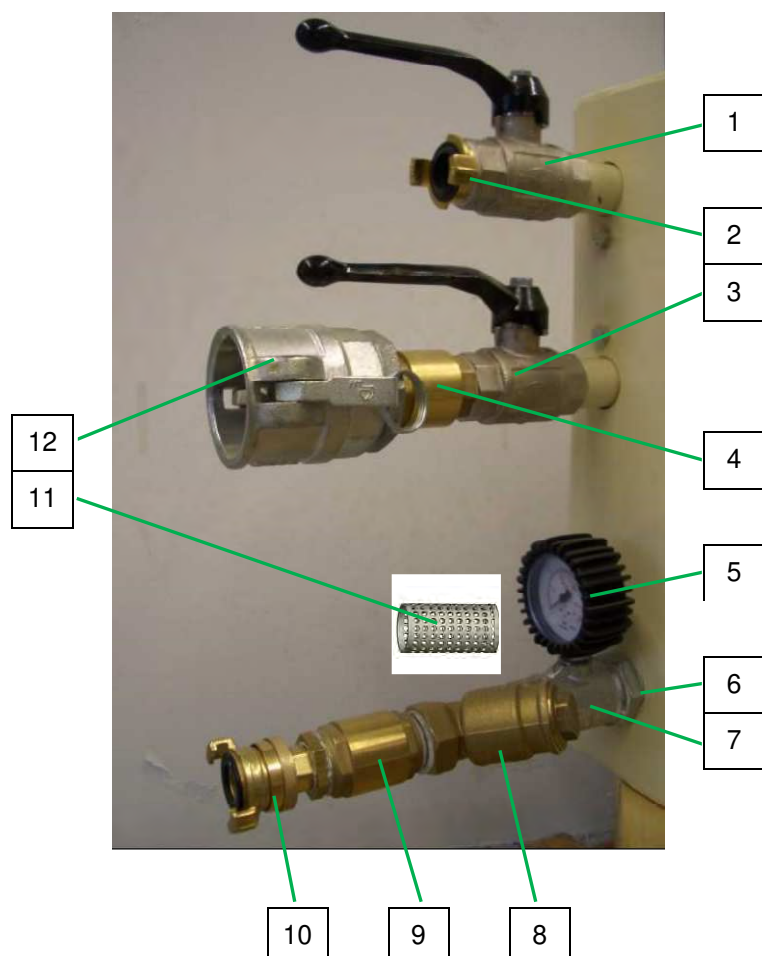
24.9 Gruppo pompa FERRO II



Pos.	Quantità	Cod. prod.	Denominaz.
1	1	00194581	Flangia di spinta con manometro FERRO II RAL1015 cpl.
2	1	00099089	Manometro con alloggiamento in plastica 0-100 bar
3	2	20209920	Dado esagonale M16 (VPE 10)
4	2	00197917	Tirante M16 x 550mm zincato su entrambi i lati M16
5	1	00021024	Statore FERRO
5a	1	00021025	Rotore FERRO
6	1	00193333	Aiuto per il montaggioFERRO 100 II RAL1015
7	1	00194583	Flangia di spinta 2" AG
8	2	20209921	Dado con labbro M16
9	1	20200780	Giunto 50M-parte 2" IG con guarnizione



Disegno dei ricambi, distinta dei ricambi

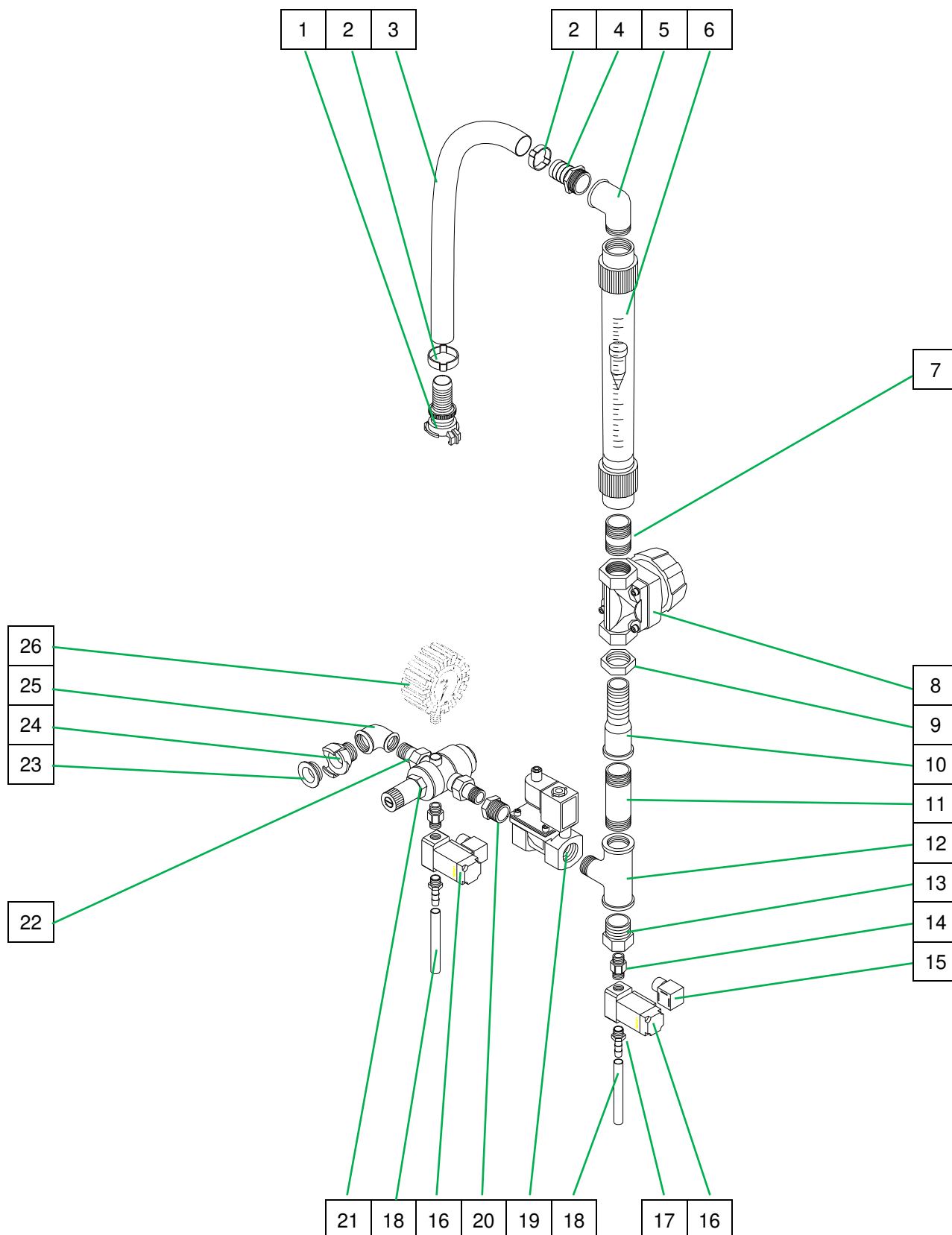


Pos.	Quantità	Cod. prod.	Denominaz.
1	1	20215153	Rubinetto a sfera 1" IG
2	1	20200800	Raccordo Geka 1" AG (VPE 10)
3	1	20215153	Rubinetto a sfera 1" IG
4	1	20219100	Valvola antiritorno 1" IG
5	1	20216000	Manometro 0-16 bar 1/4" sotto, D = 63mm
6	1	00080861	Dado per tubi G 1"
7	1	20204511	Raccordo a T 1" 1/4" 1" IG zincato
8	1	20152010	Filtro 1" A con vaglio
9	1	20219100	Valvola antiritorno 1" IG
10	1	20201691	Giunto di aspirazione ad alta pressione 1" AG con guarnizione
11	1	20152011	Inserto filtro acqua ES 30-1
12	1	20200780	Giunto 50M-parte 2" IG con guarnizione

Disegno dei ricambi, distinta dei ricambi



38.10 Alimentazione acqua FERRO 100 II 00186555



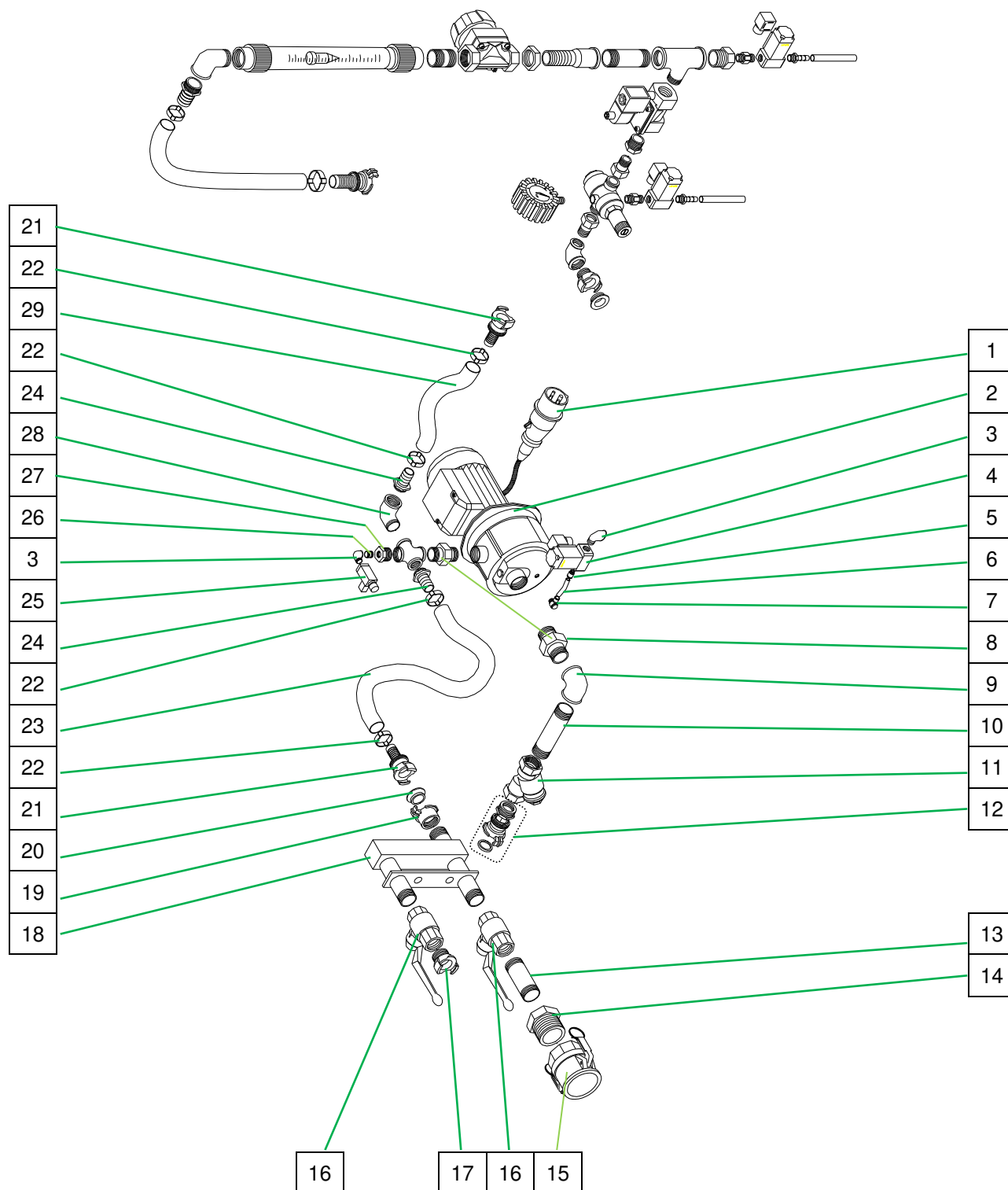

Disegno dei ricambi, distinta dei ricambi
38.11 Distinta ricambi alimentazione acqua FERRO 100 II 00186555

Pos.	Quantità	Cod. prod.	Denominazione
1	1	20 20 16 90	Giunto di aspirazione ad alta pressione 1" manicotto con guarnizione
2	2	20 20 29 11	Cravatta fermatubi 34-37 (conf. 10 pz.)
3	1	00 00 87 04	Tubo flessibile per acqua/aria 1" x 750mm
4	1	20 20 37 70	Raccordo flessibile 1" FE con manicotto 1"
5	1	20 20 36 20	Angolare 1" FI-FE zincato
6	1	20 18 50 01	Flussimetro acqua 250-2500 l/h cpl.
7	1	20 20 33 13	Nipplo per tubi 1" x 30 zincato
8	1	20 17 17 41	Valvola a membrana 1" tipo 671
9	2	00 08 08 61	Dado per tubi G 1"
10	1	00 20 61 96	Manicotto filettato lungo 1" x 100 zincato
11	1	00 02 34 90	Nipplo doppio 1" x 100 zincato
12	1	00 02 26 57	Raccordo a T 1" FI 1" FE 1" FI zincato
13	1	00 02 36 03	Nipplo di riduzione 1" FE 1/4" FI zincato
14	1	20 20 37 12	Raccordo filettato 1/4" FE ottone per disattivazione pressione
15	2	00 02 20 63	Connettore elettrovalvola
16	1	00 27 16 32	"ELETTROVALVOLA 1/4"" 42V TIPO 211B"
17	2	00 01 02 42	Raccordo flessibile 1/4" FE manicotto 10mm
18	2	00 04 62 50	Spezzone di tubo flessibile 9mm x 200mm
19	1	00 68 78 10	Elettrovalvola 1", 42 V, 2/2-vie AC
20	1	20 20 54 00	Nipplo di riduzione 1" FE 1/2" FI zincato
21	1	20 15 52 00	Riduttore di pressione D06FN 1/2" foro
22	2	20 20 31 07	Nipplo 1/2" FE piatto con dado a risvolto 3/4" FI
23	3	20 20 17 00	Guarnizione per raccordo Geka
24	1	20 20 09 00	Raccordo Geka 1/2" FE
25	1	20 20 36 11	Angolare 1/2" FI zincato
26	1	20 21 60 00	Manometro 0-16 bar 1/4" sotto, D = 63mm

Disegno dei ricambi, distinta dei ricambi



38.12 Alimentazione acqua FERRO 100 II 00186555



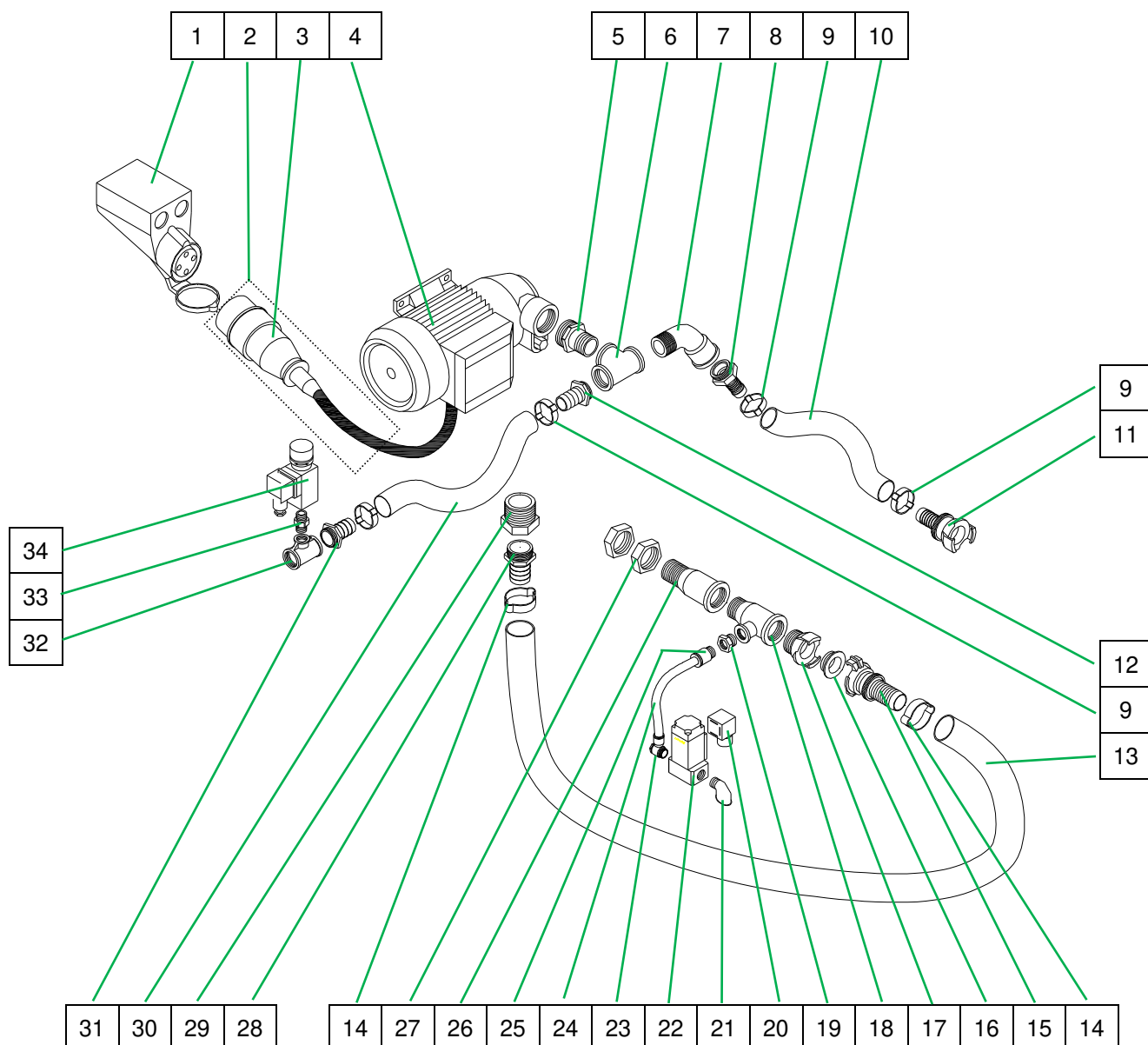

Disegno dei ricambi, distinta dei ricambi
38.13 Distinta ricambi alimentazione acqua FERRO 100 II 00186555

Pos.	Quantità	Cod. prod.	Denominazione
1	1	00 09 86 55	Cavo di allacciamento motore 0,85m pompa dell'acqua 400V
2	1	00 49 18 37	Pompa acqua AV1000/1 230/400V 50Hz
3	1	20 20 36 50	Angolare 1/4" FI-FE zincato
4	1	00 27 16 32	Elettrovalvola 1/4", 42 V con bobina 7 Watt
5	1	00 24 56 79	Raccordo filettato a innesto / QS - G1/4-8-1
6	1	00 05 51 98	Tubo flessibile in poliammide 8 x 6 x 1, PA11/12 metro lineare
7	1	00 24 56 56	Raccordo filettato a innesto L QSLV-G1/8-8
8	2	00 00 11 27	Raccordo filettato 1" ottone
9	1	20 20 36 22	Angolare 1" FI zincato
10	1	20 20 32 24	Nipplo doppio 1" x 120 zincato
11	1	20 15 20 10	Filtro 1" FE con vaglio
12	1	20 20 16 91	Giunto di aspirazione ad alta pressione 1" FE con guarnizione
13	1	20 20 33 13	Nipplo per tubi 1" x 30 zincato
14	1	00 03 61 18	Nipplo di riduzione 2" FE 1" FI zincato
15	1	20 20 07 80	Giunto 50M-parte 2" FI con guarnizione
16	2	20 21 51 53	Rubinetto a sfera 1" FI
17	1	20 20 08 00	Raccordo Geka 1" FE
18	1	00 20 16 15	Distributore 3x1" FE FERRO 100 II zincato
19	1	20 20 11 00	Raccordo Geka 1" FI (conf. 10 pz.)
20	1	20 20 17 00	Guarnizione per raccordo Geka
21	2	20 20 16 80	Giunto di aspirazione ad alta pressione 3/4" manicotto con guarnizione
22	4	20 20 29 01	Cravatta fermatubi 28-31
23	1	20 21 36 06	Tubo flessibile per acqua/aria 3/4" x 400mm
24	2	20 19 04 41	Raccordo flessibile 3/4" FE con manicotto
25	1	00 08 26 79	Pressostato tipo BC 0,5 - 3bar
26	1	20 20 33 14	Nipplo per tubi 1/4" x 20mm zincato
27	1	00 02 36 03	Nipplo di riduzione 1" FE 1/4" FI zincato
28	1	20 20 36 01	Angolare 3/4" FI-FE zincato
29	1	00 18 65 45	Tubo flessibile per acqua/aria 3/4" x 220mm

Disegno dei ricambi, distinta dei ricambi



24.10 Alimentazione dell'acqua FERRO 100 II 00232147





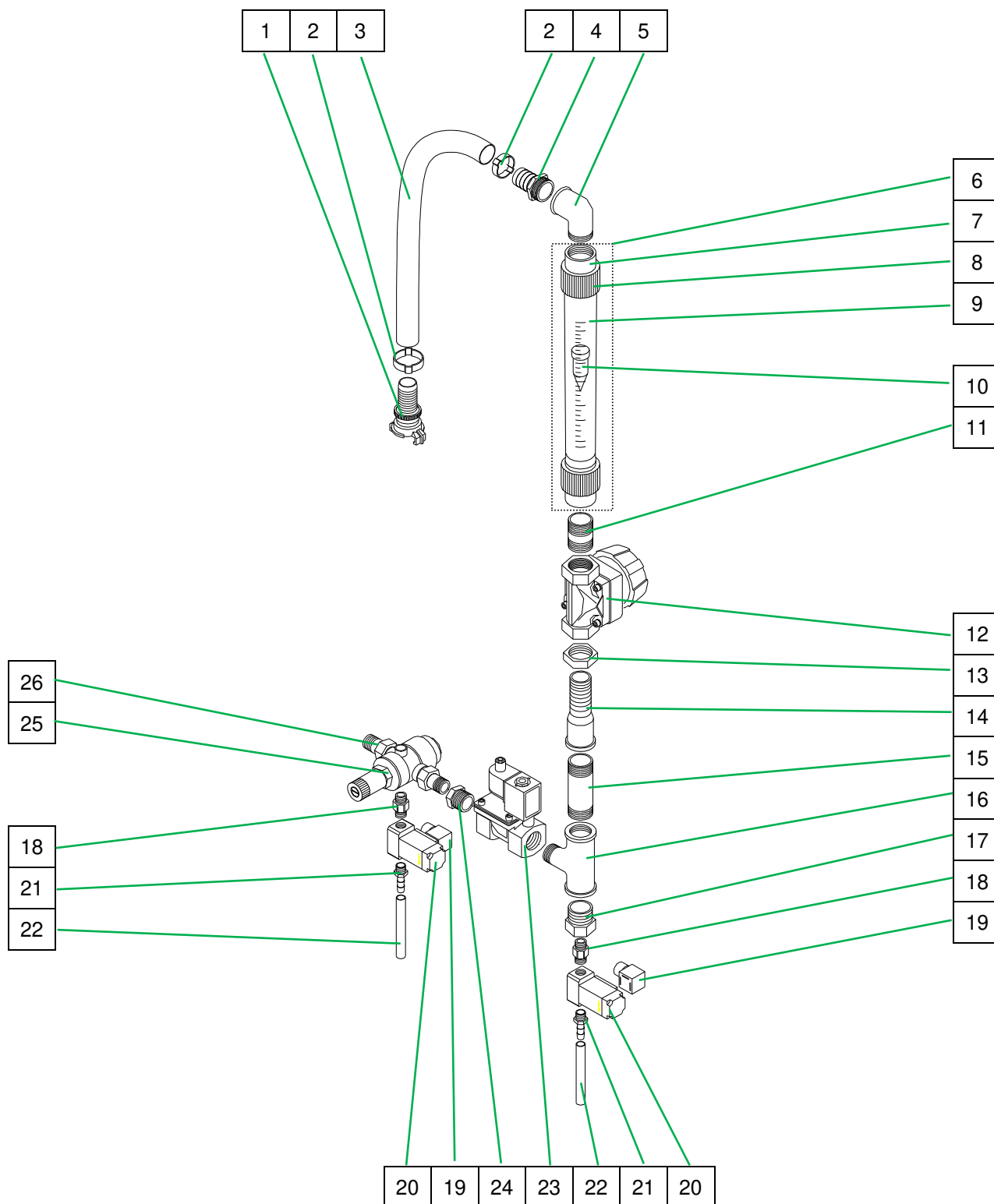
Disegno dei ricambi, distinta dei ricambi

Pos.	Quantità	Cod. prod.	Denominaz.
1	1	00022073	presa ad incasso obliqua cee 4 x 16A 6h rosso
2	1	00098655	Cavo di allacciamento motore pompa dell'acqua LOTUS 400 V - 0,85 m
3	1	20427900	Spina volante CEE 4 x 16A 6H rosso
4	1	00151382	Pompa di aumento pressione T76E 1,1KW 400V 50Hz
5	1	00001790	Nipplo di riduzione 1 1/4"AG - 3/4"AG zincato
6	1	20204122	Raccordo a T 3/4" IG zincato
7	1	00036057	Arco 3/4" 45° IG-AG zincato
8	1	20190441	Raccordo flessibile 3/4" AG
9	4	20202900	Cravatta fermatubi 28-31
10	1	20213606	Tubo flessibile per acqua/aria 3/4" x 400mm
11	1	20201680	Giunto di aspirazione ad alta pressione 3/4" manicotto con guarnizio
12	1	20190441	Portagomma 3/4" FE con manicotto
13	1	00047131	Tubo flessibile per acqua/aria 1" x 400mm
14	2	20202910	Cravatta fermatubi 34-37
15	1	20201690	Giunto di aspirazione ad alta pressione 1" manicotto con guarnizio
16	1	20201700	Guarnizione per raccordo Geka
17	1	20200800	Raccordo Geka 1" AG
18	1	20204151	Raccordo a T 1" IG 1/2" IG 1" AG zincato
19	1	20205200	Nipplo di riduzione 1/2" AG 1/4" IG zincato
20	2	00206739	Connettore elettrovalvola
21	1	20203650	Angolare 1/4" IG-AG zincato
22	1	00271632	Elettrovalvola 1/4", 42 V con bobina 7 Watt
23	1	00232298	Raccordo filettato a innesto L QSLV-G1/4-8
24	1	00055198	Tubo in poliammide 8 x 6 x 1, PA11/12 metro lineare
25	1	00098957	Collegamento a spina dritto 1/4" FE D=8
26	1	00206196	Manicotto filettato lungo 1" x 100 zincato
27	2	00080861	Dado per tubi G 1"
28	1	20203770	Raccordo flessibile 1" AG con manicotto 1"
29	1	20205510	Nipplo di riduzione 1 1/4" AG 1" IG
30	1	20213625	Tubo flessibile per acqua/aria 3/4" x 900mm
31	1	20190442	Portagomma 1/2" FE manicotto 3/4
32	1	20204302	Raccordo a T 1/2" IG 3/8" IG 1/2" IG zincato
33	1	20203283	Nipplo doppio 1/4" Nr.280 zincato
34	1	00082679	Pressostato Typ BC 0,5 - 3bar

Disegno dei ricambi, distinta dei ricambi



24.11 Alimentazione dell'acqua FERRO 100 II 00232147





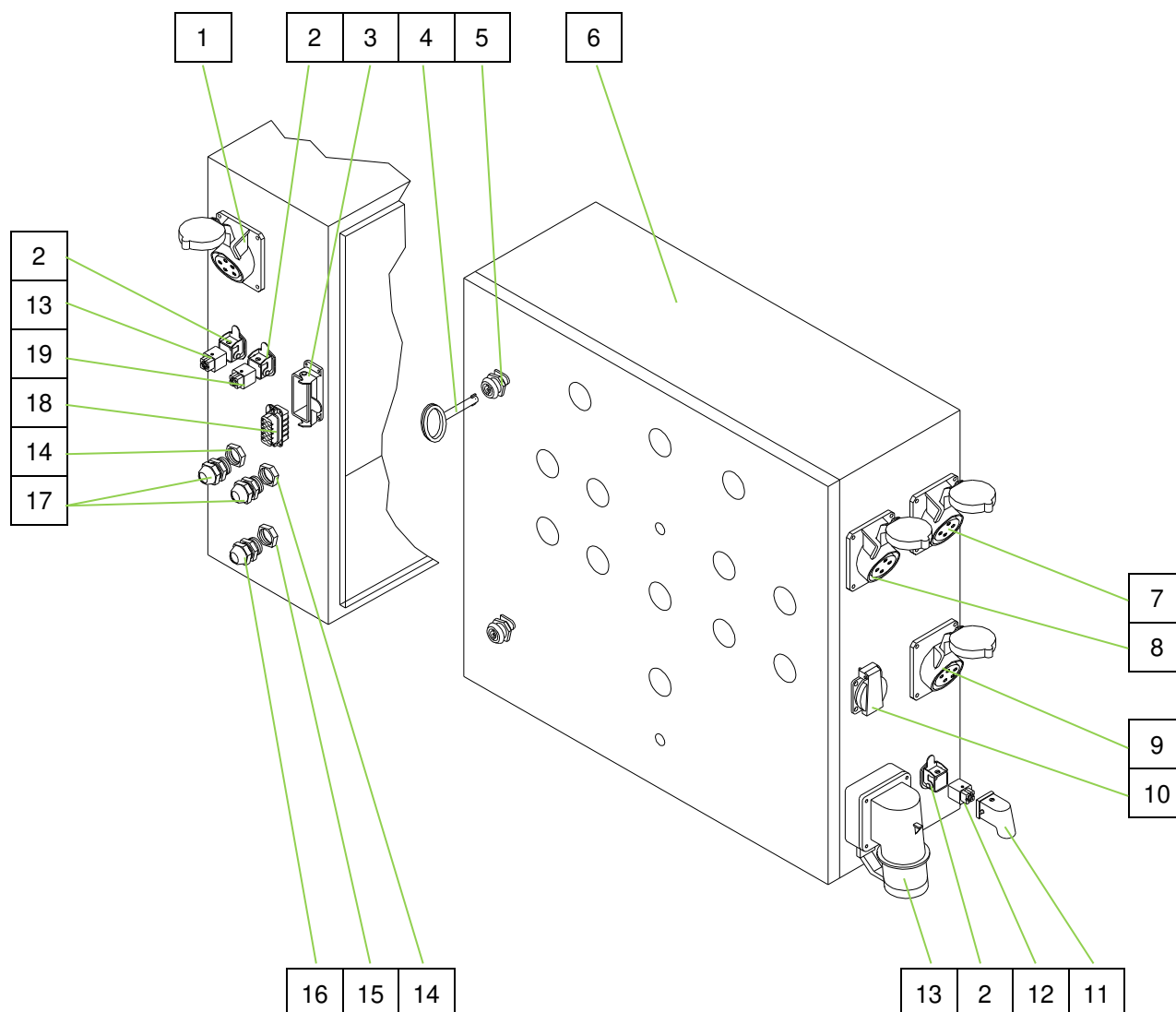
Disegno dei ricambi, distinta dei ricambi

Pos.	Quantità	Cod. prod.	Denominaz.
1	1	20201690	Giunto di aspirazione ad alta pressione 1" manicotto con guarnizione
2	2	20202911	Cravatta fermatubi 34-37 (VPE 10)
3	1	00008704	Tubo flessibile per acqua/aria 1" x 750mm
4	1	20203770	Raccordo flessibile 1" AG con manicotto 1"
5	1	20203620	Angolare 1" IG-AG zincato
6	1	20185001	Flussometro dell'acqua 250-2500 l/h cpl.
7	2	20184600	Componente a innesto 1"
8	2	20184510	Dado per raccordo 1 1/2" per flussimetro dell'acqua
	2	20184300	O-ring 32,92x 3,53
9	1	20185100	Tubo graduato 250 - 2.500 l/h
10	1	20184200	Piombo per flussimetro dell'acqua tipo 1600, 2500
11	1	20203313	Nipplo per tubi 1" x 30 zincato
12	1	20171741	Valvola a membrana 1" tipo 671
13	2	00080861	Dado per tubi G 1"
14	1	00206196	Manicotto filettato lungo 1" x 100 zincato
15	1	00023490	Nipplo doppio 1" x 100 zincato
16	1	00022657	Raccordo a T 1" IG 1" AG 1" IG zincato
17	1	00023603	Nipplo di riduzione 1"AG 1/4"IG zincato
18	1	20203712	Raccordo filettato 1/4" AG ottone per disattivazione pressione
19	2	00206739	Connettore elettrovalvola
20	1	00271632	Elettrovalvola 1/4", 42 V con bobina 7 Watt
21	2	00010242	Raccordo flessibile 1/4" AG con manicotto 10mm
22	2	00046250	Spezzone di tubo flessibile 9mm x 200mm
23	1	00036188	Elettrovalvola 1" 42V
24	1	20205400	Nipplo di riduzione 1"AG 1/2"IG no.241 zincato
25	1	20155200	Riduttore di pressione D06FN 1/2" foro
26	2	20203107	Nipplo 1/2" AG piatto con dado con risvolto 3/4" IG

Disegno dei ricambi, distinta dei ricambi

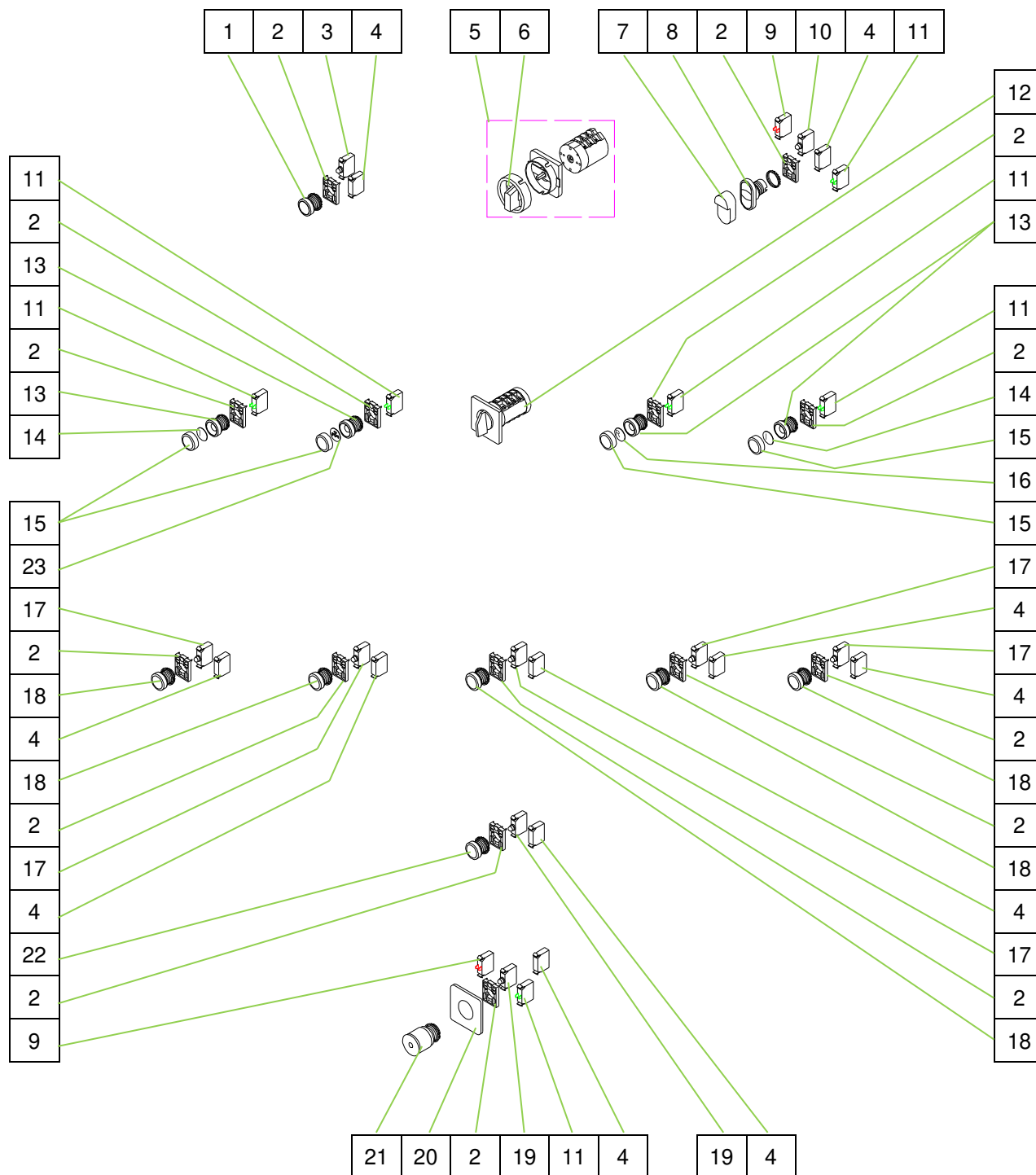


38.18 Quadro elettrico cod. art. 00178685 / 00208092




Disegno dei ricambi, distinta dei ricambi

Pos.	Quantit	Cod. prod.	Denominazione
1	1	00 01 94 16	Presa di corrente CEE 5 x 16A 6h rossa
2	3	20 42 86 04	Alloggiamento di ampliamento a 4/5 vie, HAN 3A/HA 4
3	1	20 42 98 21	Alloggiamento a 10 vie, HAN 10A
4	1	20 44 45 00	Chiave per quadro elettrico
5	2	00 03 62 49	Chiusura quadro elettrico (doppio ingegno)
6	1	00 18 62 88	Alloggiamento vuoto con porta FERRO II acciaio inox
7	1	20 42 66 10	Presa di corrente CEE 4 x 16A 6h rossa
8	1	00 02 20 66	Presa di corrente CEE 4 x 16A 7h nera 500V
9	1	00 02 20 67	Presa di corrente CEE 5 x 16A 7h nera
10	1	20 42 72 00	Presa di corrente Schuko 16A blu
11	1	00 10 45 68	Connettore a 4 vie, 10A plastica
12	2	20 42 86 07	Inserto femmina a 4 vie, HAN 3A
13	1	00 00 21 29	Spina per apparecchio CEE 5 x 32A 6h rossa coperchio ribaltabile
14	2	00 04 11 45	Controdado Skintop M 20 x 1,5
15	1	00 04 11 43	Controdado Skintop M 16 x 1,5
16	1	00 04 11 41	Raccordo Skintop M 16 x 1,5
17	2	00 04 11 27	Raccordo Skintop M 20 x 1,5
18	1	20 42 98 24	Inserto femmina a 10 vie, HAN 10A
19	1	20 42 86 03	Inserto femmina a 5 vie, HA 4

Disegno dei ricambi, distinta dei ricambi**38.19 Quadro elettrico cod. art. 00178685 / 00208092**



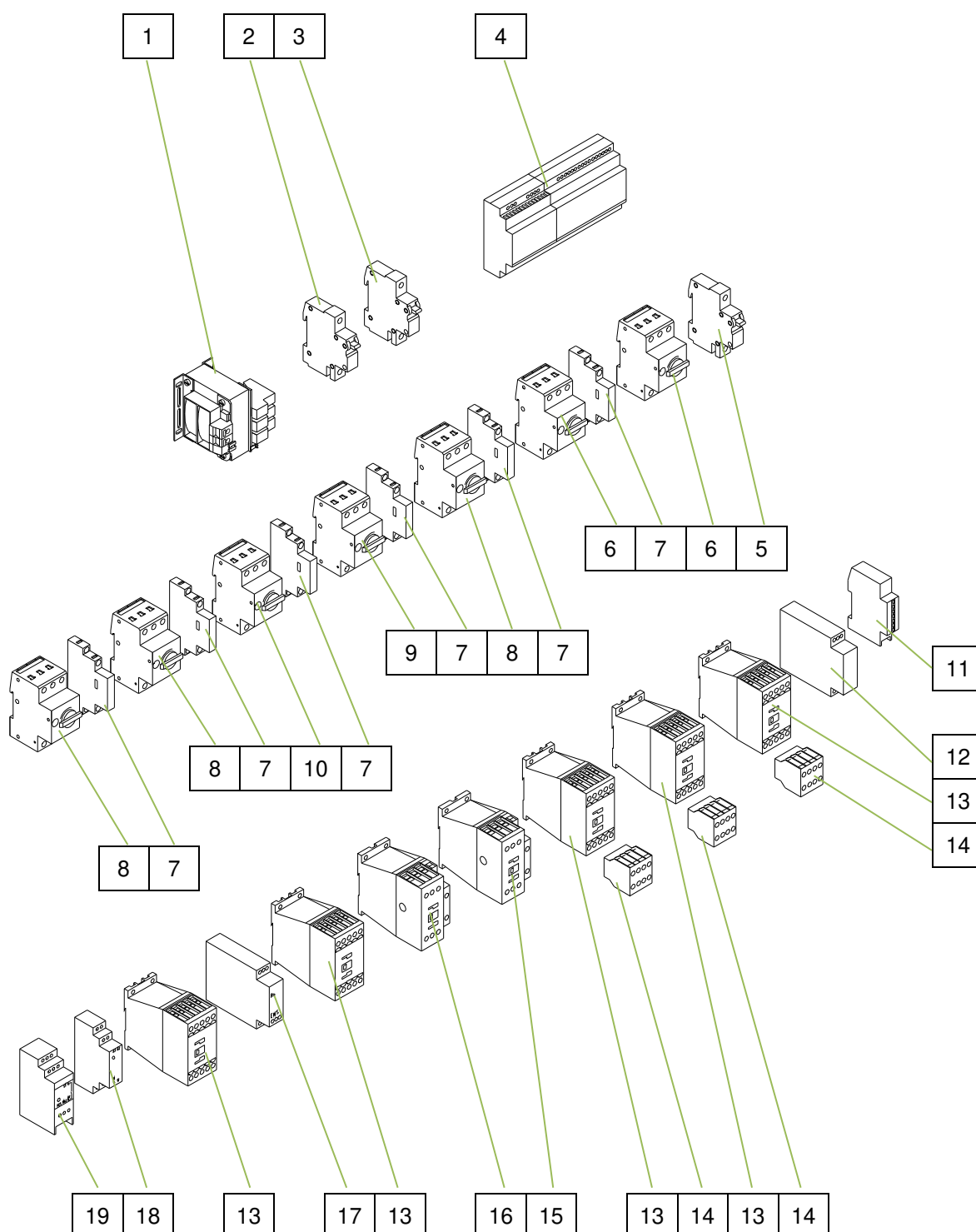
Disegno dei ricambi, distinta dei ricambi

Pos.	Quantit	Cod. prod.	Denominazione
1	1	00 05 38 73	Adattatore spia luminosa verde M22
2	13	00 05 38 34	Adattatore per fissaggio elementi dell'interruttore
3	1	00 05 38 80	Elemento luminoso verde 12-30V
4	9	00 05 38 86	Reattore a resistenza - LED per 42V
5	1	20 45 52 00	Commutatore invertitore principale
6	1	20 45 52 01	Manopola per commutatore invertitore principale art.20455200
7	1	00 05 38 31	Membrana quadrata per pulsante doppio IP 67
8	1	00 05 38 32	Spia luminosa On/OFF M22
9	2	00 05 38 36	Elemento di contatto 1 n.c. M22 EK01
10	6	00 05 38 81	Elemento luminoso bianco 12-30V
11	6	00 05 38 35	Elemento di contatto 1 n.a. M22 EK10
12	1	00 18 63 72	Interruttore a gradini 0-6 a 1 via
13	4	00 05 38 39	Pulsante senza piastrina M22
14	2	00 05 38 40	Piastrina per pulsante verde / ON M22
15	4	00 05 38 30	Membrana circolare per pulsante IP 67
16	1	00 05 38 43	Piastrina per pulsante blu / Reset M 22
17	6	00 05 38 81	Elemento luminoso bianco 12-30V
18	5	00 05 38 74	Adattatore spia luminosa gialla M22
19	2	00 05 38 79	Elemento luminoso rosso 12-30V
20	1	00 18 63 75	Segnale di arresto di emergenza, in quattro lingue
21	1	00 18 63 74	Tasto arresto d'emergenza M22 illuminato
22	1	00 05 38 75	Adattatore spia luminosa rossa M22
23	1	00 05 38 42	Piastrina per pulsante nero liquido M22

Disegno dei ricambi, distinta dei ricambi



38.20 Quadro elettrico cod. art. 00178685 interno





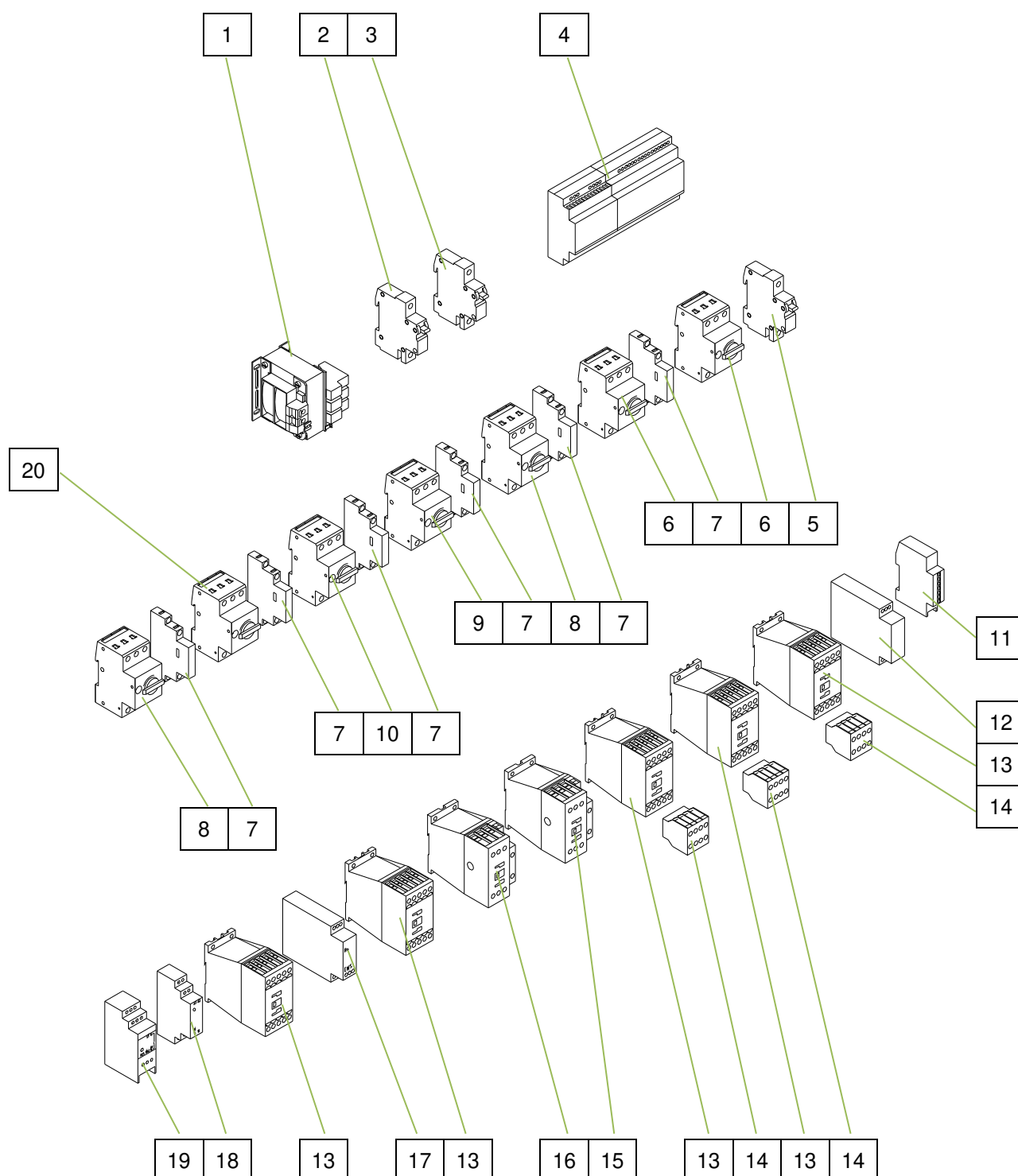
Disegno dei ricambi, distinta dei ricambi

Pos.	Quantità	Cod. prod.	Denominazione
1	1	00 27 16 33	Trasformatore di comando 400V-42V/230V 250 acciaio inox (T1)
2	1	00 04 63 79	Interruttore automatico C 0,5A a 1 via
3	1	00 27 24 58	Interruttore automatico C 5A a 1 via
4	1	00 20 74 18	Controllore PLC Ferro 100 II programmato (A1)
5	1	20 41 93 10	Interruttore automatico B 16A a 1 via (F1)
6	2	00 04 25 99	Termico salvamotore 0,63-1A PKZM 0-1 (Q9) (Q7)
7	6	00 02 14 01	Contatto ausiliario NHI-11-PKZO
8	3	00 04 26 01	Termico salvamotore 1,6-2,5A PKZM 0-2,5 (Q2) (Q3)
9	1	00 04 35 51	Termico salvamotore 16-20A PKZM 0-20 (Q5)
10	1	00 04 26 02	Termico salvamotore 10-16A PKZM 0-16 (Q4)
11	1	20 45 31 01	Contaore di esercizio 42V (P1)
12	1	00 02 21 53	Termico a termistore (K11)
13	5	00 08 42 23	Contattore in aria DIL M9-10 42 V, 50Hz 48 V, 60Hz 4,0 kW (K1) (K3) (K6) (K7) (K8)
14	3	00 08 52 93	Interruttore ausiliario DILM 32-XHI11 1 n.a. / 1 n.c.
15	1	00 08 42 26	Contattore in aria DIL M25-10 42 V, 50 Hz 48 V, 60 Hz, 11 kW grandezza II (K5)
16	1	00 08 42 25	Contattore in aria DIL M17-10 42 V, 50 Hz 48 V, 60 Hz 7,5 kW grandezza II (K4)
17	1	00 46 26 98	Monitoraggio fase digitale programmato Sostituisce 00137166 (K2)
	1	20 45 27 51	Relè di sequenza fasi 200-500 V tipo FPF2 Conversione a partire da 06/2017 (K2)
18	1	20 44 81 20	Relè di accoppiamento 42V 2 commut. (K13)
19	1	00 18 63 90	Relè di sicurezza 42V (K12)

Disegno dei ricambi, distinta dei ricambi



38.21 Quadro elettrico cod. art. 00208092 interno





Disegno dei ricambi, distinta dei ricambi

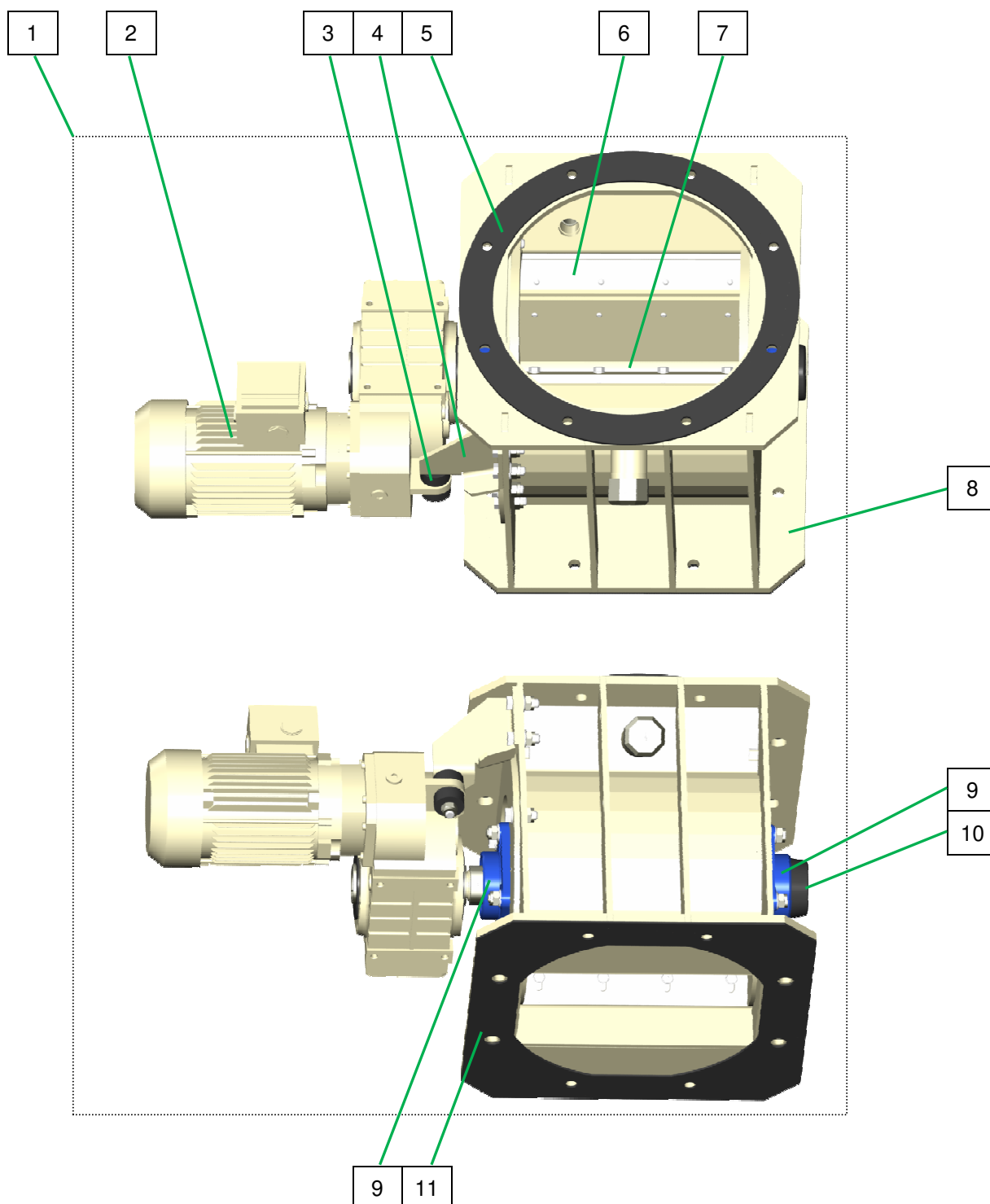
38.22 Quadro elettrico cod. art. 00208092 interno

Pos.	Quantità	Cod. prod.	Denominazione
1	1	00 02 21 70	Trasformatore di comando 400V-42V/230V 250 acciaio inox (T1)
2	1	00 04 63 79	Interruttore automatico C 0,5A a 1 via
3	1	00 08 31 38	Interruttore automatico C 4A a 1 via
4	1	00 20 74 18	Controllore PLC Ferro 100 II programmato (A1)
5	1	20 41 93 10	Interruttore automatico B 16A a 1 via (F1)
6	2	00 04 25 99	Termico salvamotore 0,63-1A PKZM 0-1 (Q7) (Q9)
7	6	00 02 14 01	Contatto ausiliario NHI-11-PKZO
8	2	00 04 26 01	Termico salvamotore 1,6-2,5A PKZM 0-2,5 (Q2) (Q6)
9	1	00 04 35 51	Termico salvamotore 16-20A PKZM 0-20 (Q5)
10	1	00 04 26 02	Termico salvamotore 10-16A PKZM 0-16 (Q4)
11	1	20 45 31 01	Contaore di esercizio 42V
12	1	00 02 21 53	Termico a termistore (K11)
13	5	00 23 23 14	Contattore in aria DIL MF8-10 (RAC48) (K1) (K3) (K6) (K7) (K8)
14	3	00 08 52 93	Interruttore ausiliario DILM 32-XHI11 1 n.a. / 1 n.c.
15	1	00 23 23 13	Contattore in aria DIL MF25-10 (RAC48) (K5)
16	1	00 23 23 11	Contattore in aria DIL MF17-10 (RAC48) (K4)
17	1	00 46 26 98	Monitoraggio fase digitale programmato Sostituisce 00137166 (K2)
	1	20 45 27 51	Relè di sequenza fasi 200-500 V tipo FPF2 Conversione a partire da 06/2017 (K2)
18	1	20 44 81 20	Relè di accoppiamento 42V 2 commut. (K13)
19	1	00 18 63 90	Relè di sicurezza 42V (K12)
20	1	00 04 26 03	Termico salvamotore 2,5-4A PKZM 0-4 (Q3)

Disegno dei ricambi, distinta dei ricambi



24.15 Valvola rotativa 11 rpm, alt.= 380 mm RAL1015 00035135




Disegno dei ricambi, distinta dei ricambi

Pos.	Quantità	Cod. prod.	Denominaz.
1	1	00035135	Valvola rotativa 11 rpm, alt.= 380 mm RAL1015
2	1	00039039	Azionamento per valvole rotative FERRO II con cavo di collegamento
3	2	00039041	Cuscinetti in gomma
4	1	00266524	Braccio di reazione per valvola rotativa
5	1	20706310	Guarnizione in gomma per HM 84
6	8	00036488	Piastra di usura sul rotore della valvola rotante
7	1	00035134	Rotore valvola rotativa FERRO II RAL1015
8	1	00035068	Alloggiamento della valvola rotativa FERRO II
9	2	00023678	Unità cuscinetto flangia Y
10	1	00023680	Calotta ECY208 cuscinetto a flangia Y
11	1	00023828	Guarnizione valvola rotativa 3 mm con tessuto

Disegno dei ricambi, distinta dei ricambi**38.24 Fusto acqua cpl. per FERRO II Trans RAL1015 codice articolo 00513243**

Quantità	Cod. prod.	Denominazione
1	00 51 31 86	Supporto fusto acqua per FERRO II trans
1	00 03 57 31	Vite a testa esagonale M10 x 65 zincata
1	20 20 90 10	Rondella a U B 10,5 zincata
1	20 20 72 10	Dado di sicurezza M10 zincato
8	20 20 90 10	Rondella a U B 10,5 zincata
4	00 05 10 72	Vite a testa esagonale M10 x 30 A2
4	20 20 72 10	Dado di sicurezza M10 zincato
1	00 51 67 62	Fusto acqua 120L cpl. per FERRO senza
1	00 51 29 72	Valvola a galleggiante MS incl. galleggiante
2	00 51 63 22	Rondella 55x34x1,5 acciaio inox
1	20 20 36 22	Angolare 1" FI zincato
1	20 20 08 00	Raccordo Geka 1" FE
1	00 51 64 02	Cinghia di bloccaggio con chiusura
1	20 20 87 01	Vite a testa esagonale M 8 x 16 zincata
2	20 20 93 20	Rondella maggiorata 8,4 x 25 x 1,5 zincata
1	20 20 37 70	Raccordo flessibile 1" FE manicotto 1"
1	20 20 16 90	Giunto di aspirazione ad alta
1	20 20 72 00	Dado di sicurezza M8 zincato
1	20 20 99 78	Vite ad anello M8 x 13
1	20 20 72 00	Dado di sicurezza M8 zincato
1	20 20 33 13	Nipplo per tubi 1" x 30
1	00 08 08 61	Dado per tubi G 1"
1	20 20 36 22	Angolare 1" FI

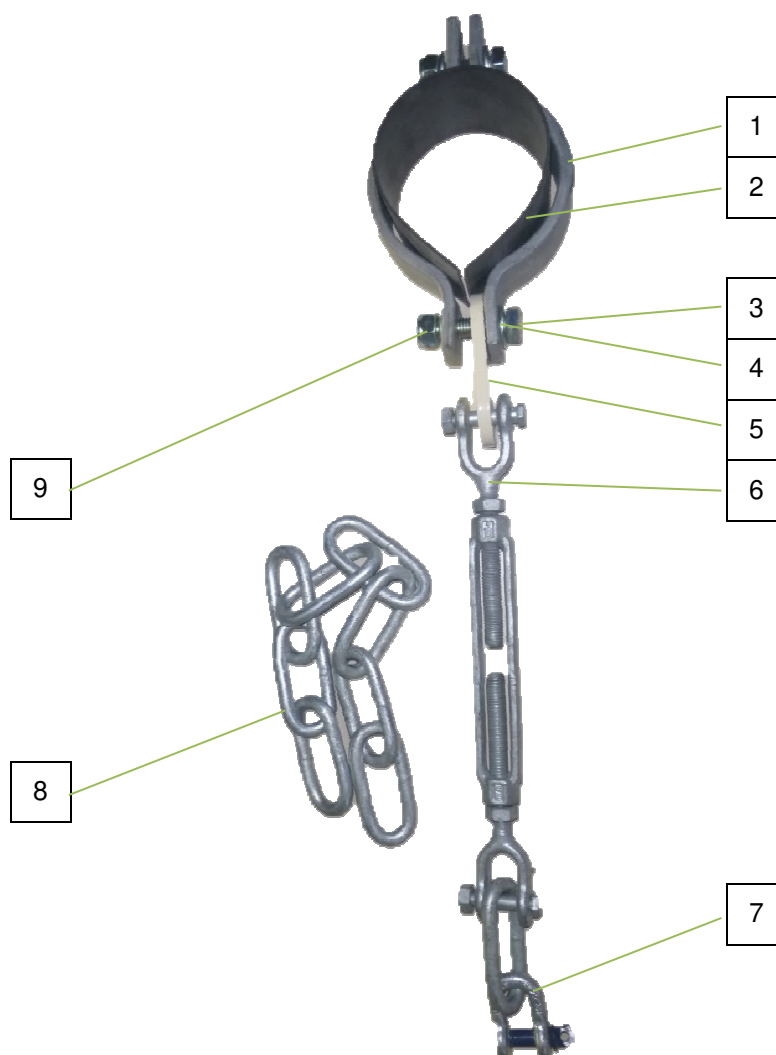
1	00 60 70 83	Coperchio per fusto acqua FERRO
1	00 60 70 82	Anello di serraggio per coperchio






Disegno dei ricambi, distinta dei ricambi

38.25 Fissaggio silo



Pos.	Quantità	Cod. prod.	Denominazione
1	1	00416333	Fascetta per tubi 2 coprigiunti 108 (50 x 8)
2	1	00023837	Gomma piatta 50 x 2 x 320 senza tessuto
3	2	00023274	Vite a testa esagonale M14 x 55 zincata
4	4	20209011	Rondella a U B 15 zincata
5	1	00034742	Staffa di fissaggio per bloccaggio
6	1	00023430	Tenditore a vite 1/2" x 6 zincato (2 forcelle)
7	1	00023691	Maniglia ad alta resistenza 1 tonnellata zincata
8	1	00034741	Catena a maglie diritte 10x66 zincata
9	2	00023350	Dado di sicurezza M14 zincata

Disegno dei ricambi, distinta dei ricambi**24.16 Riscaldatore per armadi elettrici 400V 380 W**

Pos.	Quantità	Cod. prod.	Denominaz.
1	1	00195011	Riscaldatore per armadi elettrici 400V 380 W AC

Utilizzo: armadi elettrici / alloggiamenti di protezione

Prevenzione della formazione di acqua di condensa e di oscillazioni di temperatura (protezione dei componenti installati)

Regolazione:

I riscaldamenti con termostati incorporati possono funzionare senza regolatore esterno. Il termostato incorporato accende il riscaldamento quando la temperatura è sotto i 25°C e lo spegne quando la temperatura raggiunge i 55°C (temperatura propria). Grazie alla temperatura superficiale bassa non occorre alcuna protezione anticontatto.

In caso di condizioni di montaggio particolari o di necessità di un'elevata precisione di regolazione si può montare a monte un termostato esterno (ad es. tipo THÖ1-SG) o un igrostat (ad es. tipo HyWe-SG).

Montaggio:

Montare sempre verticalmente nel terzo inferiore dell'alloggiamento (migliore distribuzione del calore).

Tenere lontano gli oggetti combustibili o infiammabili.

La distanza minima da altri componenti e tubazioni dovrebbe essere di 50 mm.


Non è consentito coprire il riscaldamento.

Allacciamento elettrico: osservare sempre i dati riportati sulla targhetta (potenza, tensione).

L'installazione deve essere eseguita solo da specialisti elettrici secondo le prescrizioni esistenti.

Il riscaldamento dovrebbe essere extra-protetto.

In caso di riparazioni o di modifiche tecniche decade il diritto alla garanzia.


Reserveonderdelen, reserveonderdelenlijst**38 Reserveonderdelen, reserveonderdelenlijst****38.1 Mengermotor / doseeras**

Pos.	Hoeveelheid	Art.-nr.	Benaming
1	1	00193318	Doseeras FERRO 100 II RAL1015 tot bouwjaar 07-2016
	1	00551148	Doseeras FERRO 100 II halfschaal RAL1015 vanaf bouwjaar 08-2016
2	1	00022257	Droge materiaalsonde cpl. FERRO II
3	1	00216381	Niveausonde KPS1 1,5 m 90 lang stuurstekker 10-polig
	2	00214853	Sluitring polyethyleen 30x36x1,0 mm
4	1	00083456	Tandwielmotor ZF38 5,5kW 400U RAL1015 tot bouwjaar 07-2016
	1	00655969	Transmissiemotor 6,05 kW, 292 tpm, SK25 vanaf bouwjaar 08-2016
5	1	20100801	Snelsluiting met M14-borging
6	1	00201383	Motoraansluitkabel kabel 0,85m CEE-stekker 5x16A zwart
7	1	00550935	Behuizing voor motorafdichting gesloten RAL1015
8	1	00186600	Motorflens draaibaar FERRO 100 II RAL9015
9	1	00193350	Afdichting 350x280x6mm FERRO 100 II
10	1	00193567	Aandrijfklaauw HM/FERRO 100 II verzinkt




Reserveonderdelen, reserveonderdelenlijst

38.2 Opening roterende klep FERRO II cpl.




Pos.	Hoeveelheid	Art.-nr.	Benaming
1	1	00035135	Roterende klep FERRO II cpl. RAL1015
2	1	00008640	Regenkap, filters en slangklemmen voor CMP en overdrachtskap
3	1	00731306	Transmissiemotor 0,75 kW, 11 U/min, 400 V RAL1015
4	1	00037560	Motoraansluitkabel 1,25 m CEE 4 x 16A zwart

38.3 Doseerbuis FERRO II



Pos.	Hoeveelheid	Art.-nr.	Benaming
1	1	00193305	Doseerbuis FERRO 100 II RAL1015
2	1	00023668	O-ring 158 x 6
3	2	20101010	Vouwsplitpen D 4,5 met ring
4	1	00186391	Magnetische actuator veiligheidssensor 2 NC / 1 NO (BNS250)
5	1	00466828	Bescherming voor magneetschakelaar RAL1015

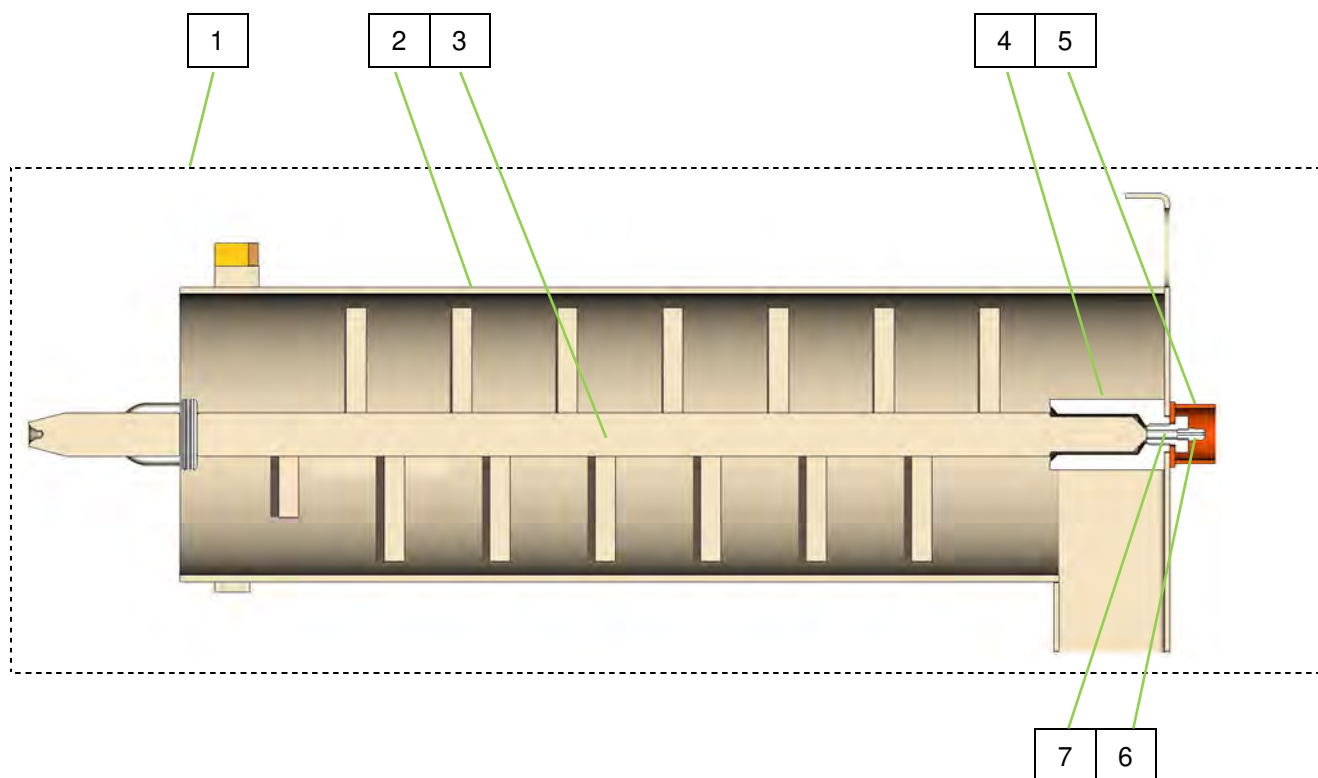
Reserveonderdelen, reserveonderdelenlijst**38.4 Mengbuis FERRO II**

Pos.	Hoeveelheid	Art.-nr.	Benaming
1	2	20100801	Snelsluiting met M14-borging
2	1	00551154	Mengas FERRO 100 II lange halve schaal RAL1015
3	1	00186391	Magneet/veiligheidssensor 2Ö / 1S
	1	00057992	Magnetische actuator voor veiligheidssensor
4	1	20185001	Waterdebietmeter 250-2500 l/h cpl.
5	1	20171741	Membraanklep 1"
6	1	00206113	Beschermrooster FERRO 100 II VA verlaagd
7	1	00222137	Mengbuis FERRO 100 II rond RAL1015
8	1	00219318	Buitenlager mengbuis FERRO 100 II verzinkt



Reserveonderdelen, reserveonderdelenlijst

38.5 Mengbuis FERRO II „ALT”

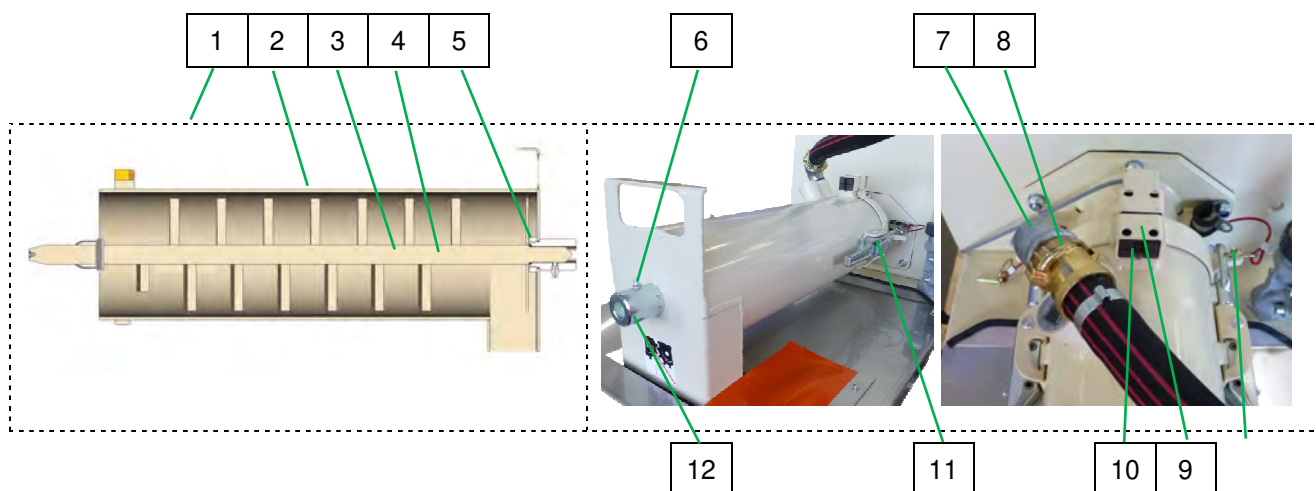


Pos.	Hoeveelheid	Art.-nr.	Benaming
1	1	00193708	Mengbuis FERRO 100 II RAL1015 cpl.
2	1	00193357	Mengbuis FERRO 100 II RAL1015
3	1	00193402	Mengas FERRO 100 II RAL1015
4	1	00069797	Lagerbus HM 5 OCTAGON verzinkt
5	1	00069795	Beschermhuls voor smeernippel RAL2004
6	1	00255463	Smeernippel M 6x 1,0
7	1	00068887	Zeskantige schroef M12 x 16 met boring M6

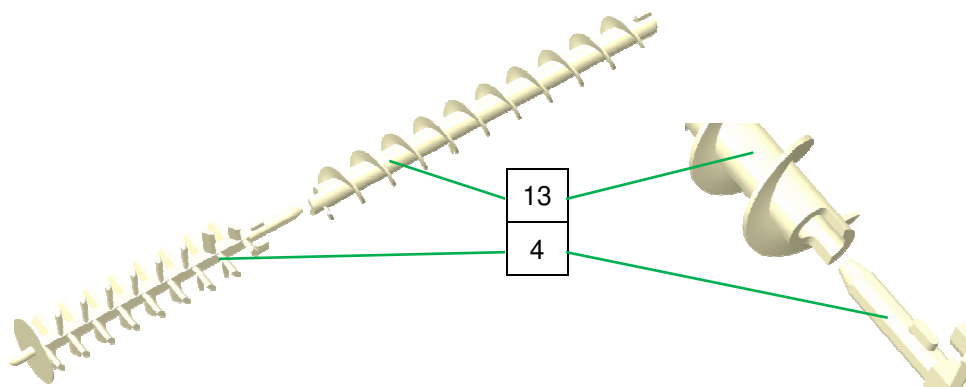
Reserveonderdelen, reserveonderdelenlijst



38.6 Mengbuis. FERRO II „NIEUW”



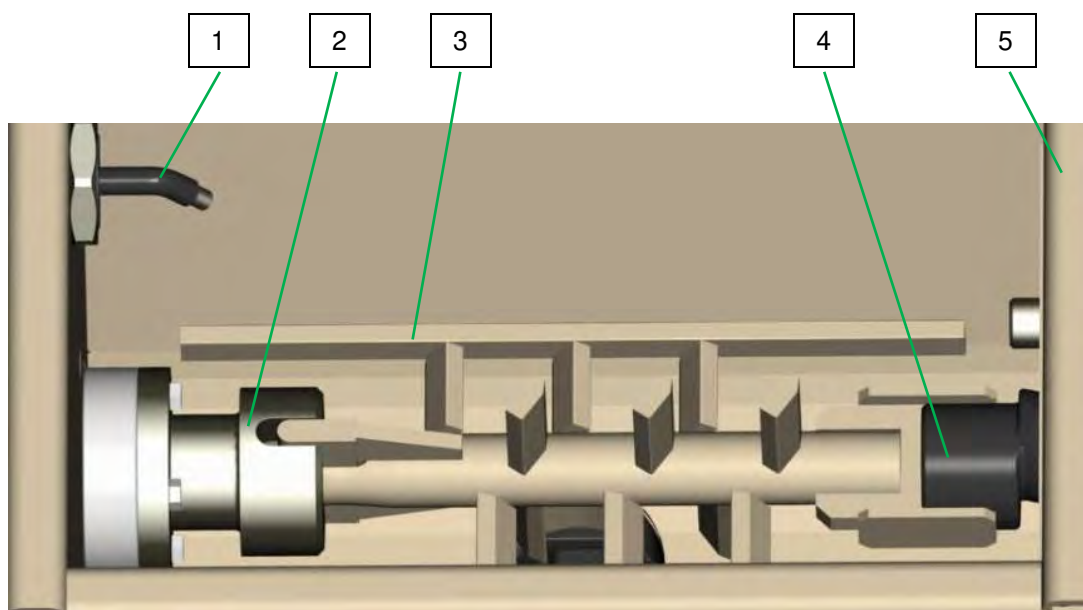
Pos.	Hoeveelheid	Art.-nr.	Benaming
1	1	00193708	Mengbuis FERRO 100 II RAL1015 cpl.
2	1	00222137	Mengbuis FERRO 100 II rond RAL1015
3	1	00222145	Mengas FERRO 100 II lang RAL1015 tot bouwjaar 07-2016
4	1	00551154	Mengschacht FERRO 100 II lange halve schaal RAL1015 vanaf bouwjaar 08-2016
5	1	00080861	Buismoer G 1"
6	1	00035571	Smeernippel M 8
7	1	20203620	Hoek 1"-binnendraad-buitendraad verzinkt
8	1	20200800	Geka-koppeling 1"-buitendraad
9	1	00472315	Bescherming voor magneet RAL1015
10	1	00057992	Magnetische actuator voor veiligheidssensor
11	2	20100801	Snelsluiting met M14-borging
12	1	00219318	Buitenlager mengbuis FERRO 100 II verzinkt
13	1	00551148	Doseeras FERRO 100 II half schaal RAL1015 vanaf bouwjaar 08-2016






Reserveonderdelen, reserveonderdelenlijst

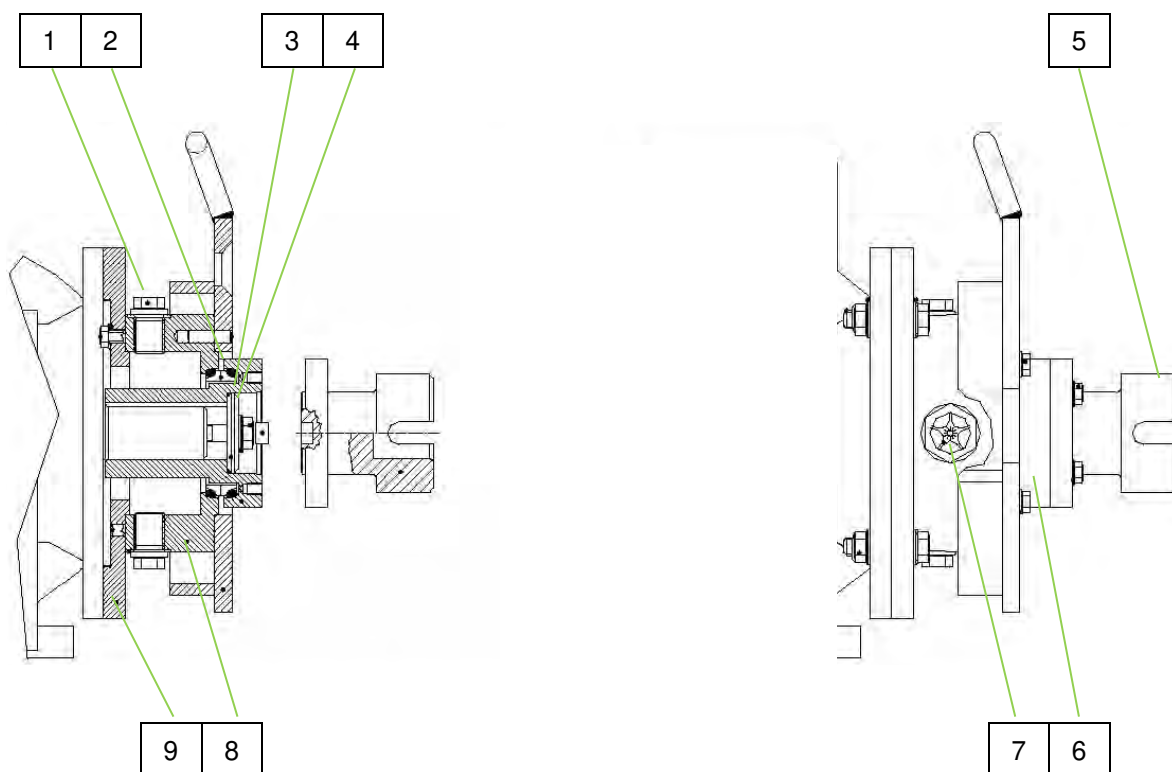
38.7 Pompreservoir



Pos.	Hoeveelheid	Art.-nr.	Benaming
1	1	00216381	Niveausonde KPS1
2		00023886	Naaf D = 35 voor FERRO II
3	1	00035121	Pompas FERRO II RAL1015
4	1	00021025	ROTOR FERRO
5	1	00511614	Pompreservoir FERRO 100 II RAL1015 K-Trans
5	1	00186446	Pompreservoir FERRO 100 II RAL1015 (IT)



Pos.	Hoeveelheid	Art.-nr.	Benaming
6	4	20207210	Borgmoer M10 verzinkt (VPE 10)
7	4	00023218	Zeskantbout M10 x 80 verzinkt
8	1	00035110	Klemflens voor reinigingsklep FERRO II RAL 1015
9	1	00035658	Afsluitklep met hendel

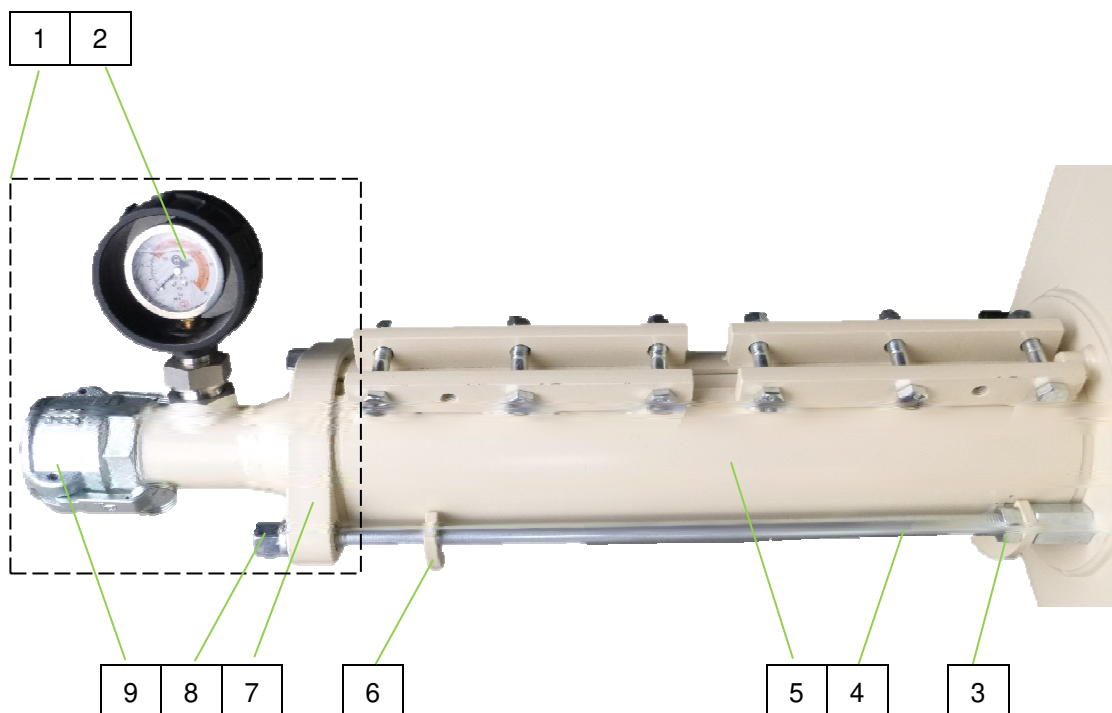
Reserveonderdelen, reserveonderdelenlijst**38.8 Olie-afdichtingseenheid FERRO II**

Pos.	Hoeveelheid	Art.-nr.	Benaming
1	2	20205880	Sluitschroef 1/2" verzinkt
2	1	20144021	Mechanische asafdichting (set) olie-afdichtingseenheid ZP 3
3	1	20144015	O-ring 50 x 2
4	1	20144077	Afdichtingsring D53.5 x 10.5 T10
5	1	00035128	Adapter pomp FERRO verzinkt
6	1	00023886	Naaf D = 35 voor FERRO II
7	1	20144012	Oliekijkglas R 1"
8	1	20144027	Afdichtingsbehuizing ZP 3 S / WMP / FERRO verzinkt
9	1	00193315	Adapterflens olie-afdichtingseenheid FERRO 100 II verzinkt



Reserveonderdelen, reserveonderdelenlijst

38.9 Pompeenheid FERRO II

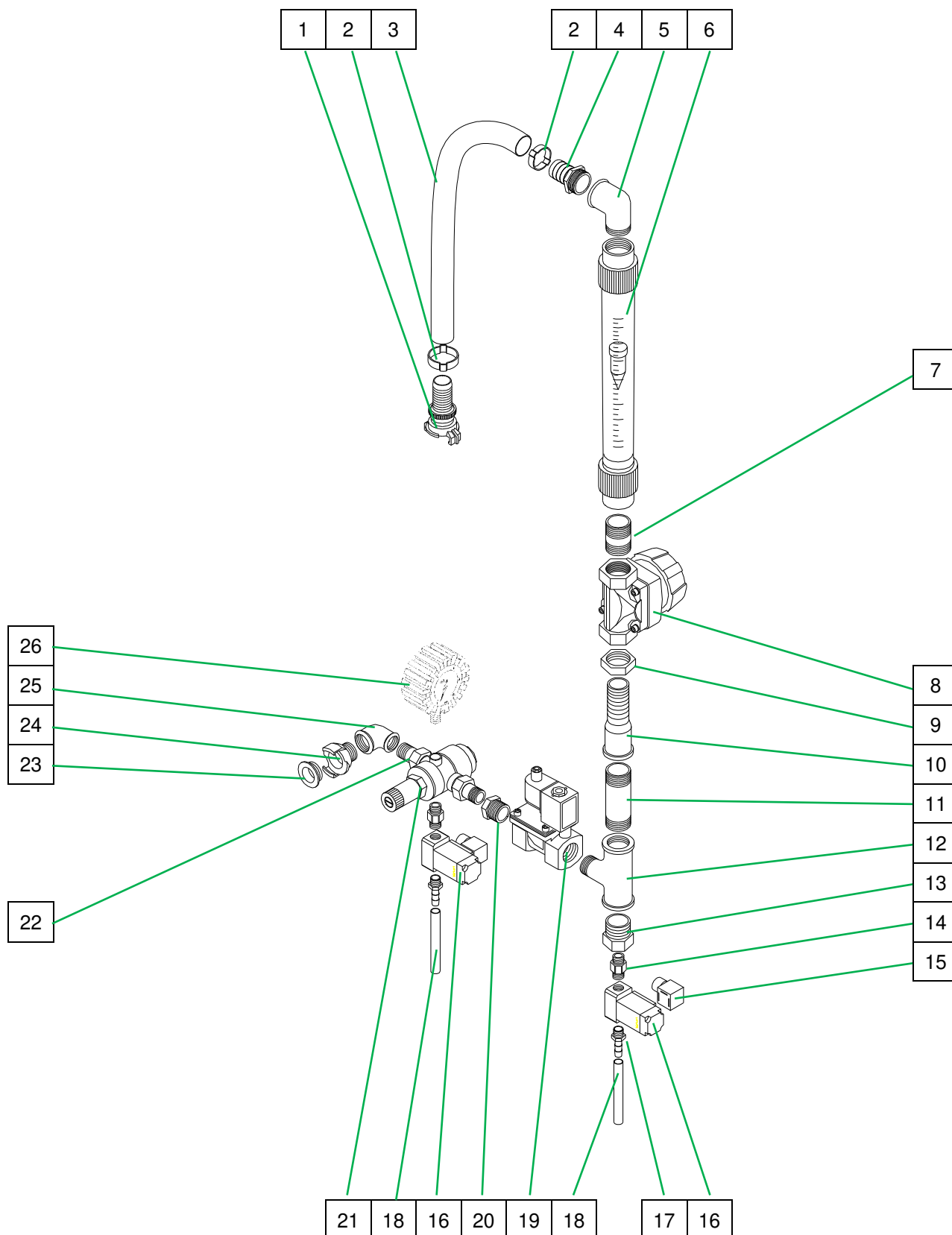


Pos.	Hoeveelheid	Art.-nr.	Benaming
1	1	00194581	Drukflens met manometer FERRO II RAL1015 cpl
2	1	00099089	Manometer met kunststof behuizing 0-100 bar 1" VA
3	2	20209920	Zeskantige moer M16 verzinkt
4	2	00197917	Trekstang M16 x 550 mm aan beide zijden verzinkt M16
5	1	00021024	Stator FERRO
5a	1	00021025	Rotor FERRO
6	1	00193333	Montagehulp pomp FERRO 100 II RAL1015
7	1	00194583	Drukflens T-pomp 2"-buitendraad
8	2	20209921	Kraagmoer M16 verzinkt
9	1	20200780	Koppeling 50M-deel 2"-binnendraad met afdichting

Reserveonderdelen, reserveonderdelenlijst



38.10 Watertoevoer FERRO 100 II 00186555





Reserveonderdelen, reserveonderdelenlijst

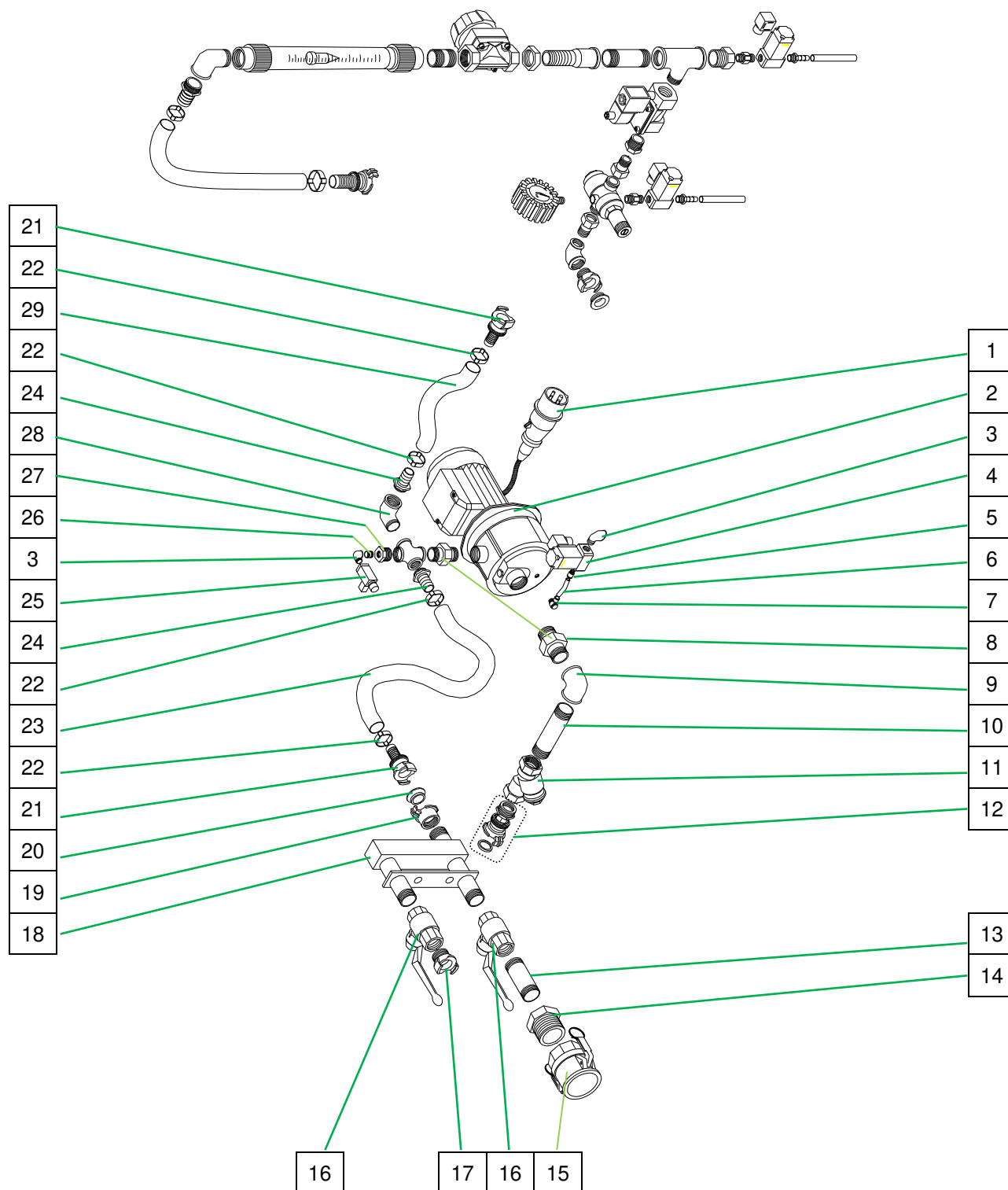
38.11 ET-lijst Watertoevoer FERRO 100 II 00186555

Pos.	Hoeveelheid	Art.-nr.	Benaming
1	1	20 20 16 90	Zuig-hogedrukkoppeling 1"-tule met afdichting
2	2	20 20 29 11	Slangklem 34-37 (VPE 10)
3	1	00 00 87 04	Water-/luchtslang 1" x 750 mm
4	1	20 20 37 70	Slangschroefverbinding 1"-buitendraad met 1"-tule
5	1	20 20 36 20	Hoek 1"-binnendraad-buitendraad verzinkt
6	1	20 18 50 01	Waterdebietmeter 250-2500 l/h cpl.
7	1	20 20 33 13	Buisnippel 1" x 30 verzinkt
8	1	20 17 17 41	Membraanklep 1" type 671
9	2	00 08 08 61	Buismoer G 1"
10	1	00 20 61 96	Lange-draadbus 1" x 100 verzinkt
11	1	00 02 34 90	Dubbele nippel 1" x 100 verzinkt
12	1	00 02 26 57	T-stuk 1"-binnendraad 1"-buitendraad 1"-binnendraad verzinkt
13	1	00 02 36 03	Verloopnippel 1"-buitendraad 1/4"-binnendraad verzinkt
14	1	20 20 37 12	Schroefaansluiting 1/4"-buitendraad messing voor drukuitschakeling
15	2	00 02 20 63	Stekker magneetklep
16	1	00 27 16 32	Magneetklep 1/4", 42 V met 7 Watt spoe
17	2	00 01 02 42	Slangschroefverbinding 1/4"-buitendraad-tule 10 mm
18	2	00 04 62 50	Slangdeel 9 mm x 200 mm
19	1	00 68 78 10	Magneetklep 1", 42 V, 2/2-weg AC
20	1	20 20 54 00	Verloopnippel 1"-buitendraad 1/2"-binnendraad verzinkt
21	1	20 15 52 00	Drukregelaar D06FN 1/2"-boring
22	2	20 20 31 07	Nippel 1/2"-buitendraad vlak met wartelmoer 3/4" binnendraad
23	3	20 20 17 00	Afdichting Geka-koppeling
24	1	20 20 09 00	Geka-koppeling 1/2" buitendraad
25	1	20 20 36 11	Hoek 1/2" binnendraad verzinkt
26	1	20 21 60 00	Manometer 0-16 bar 1/4" onder, D = 63 mm

Reserveonderdelen, reserveonderdelenlijst



38.12 Watertoevoer FERRO 100 II 00186555





Reserveonderdelen, reserveonderdelenlijst

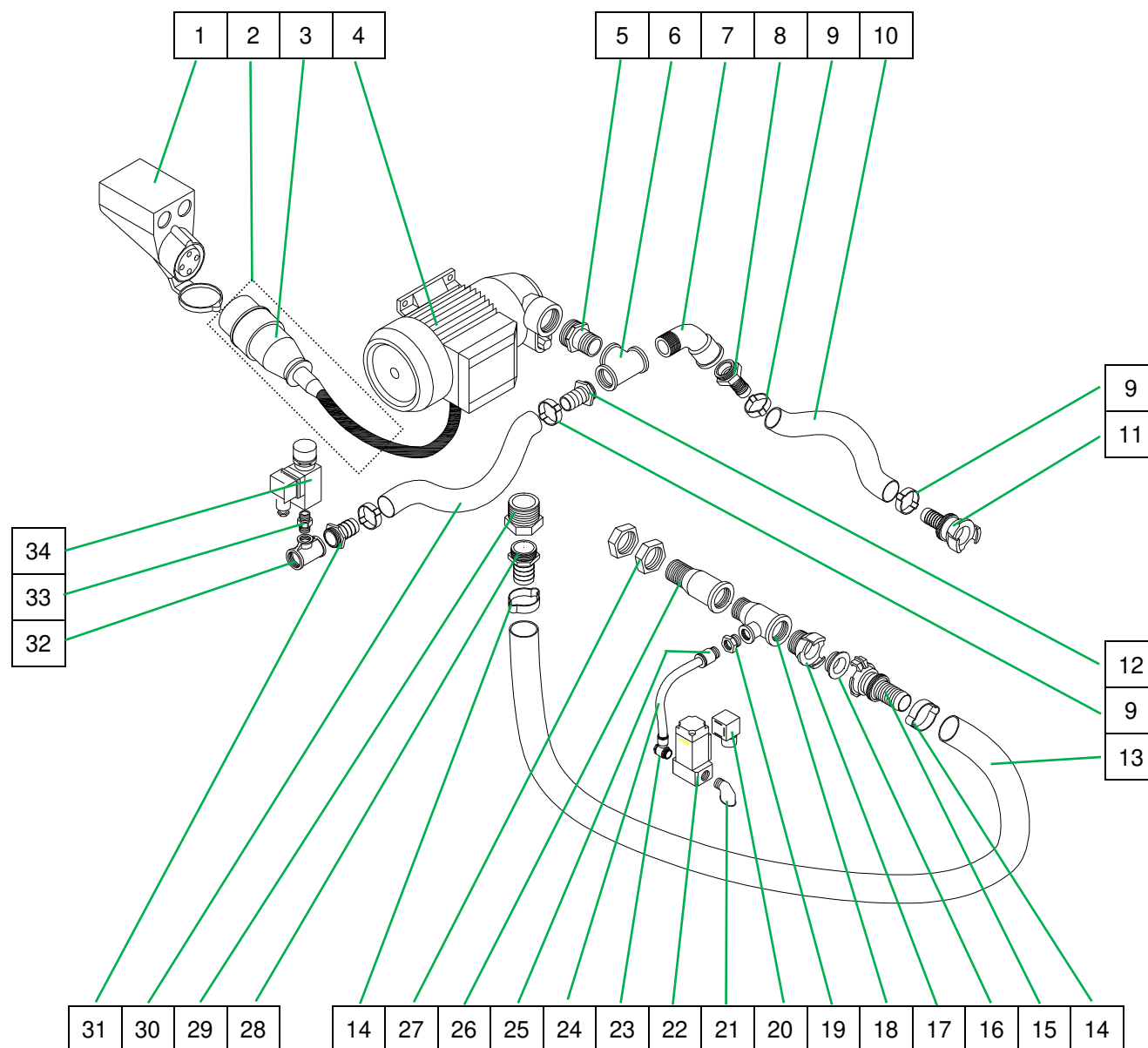
38.13 ET-lijst watertoevoer FERRO 100 II 00186555

Pos.	Hoeveelheid	Art.-nr.	Benaming
1	1	00 09 86 55	Motoraansluitkabel 0,85 m waterpomp 400 V
2	1	00 49 18 37	Drukverhogingspomp AV1000/1 230/400 V 50 Hz
3	1	20 20 36 50	Hoek 1/4"-binnendraad-buitendraad verzinkt
4	1	00 27 16 32	Magneetklep 1/4", 42 V met 7 Watt-spoel
5	1	00 24 56 79	Steekschroefverbinding/QS - G1/4-8-1
6	1	00 05 51 98	Polyamideslang 8 x 6 x 1, PA11/12 lftm.
7	1	00 24 56 56	L-steekschroefverbinding QSLV-G1 / 8-8
8	2	00 00 11 27	Schroefverbinding 1" messing
9	1	20 20 36 22	Hoek 1"-binnendraad verzinkt
10	1	20 20 32 24	Dubbele nippel 1" x 120 verzinkt
11	1	20 15 20 10	Vuilvergaderer 1" A met zeef
12	1	20 20 16 91	Zuig-hogedrukkoppeling 1"-buitendraad met afdichting
13	1	20 20 33 13	Buisnippel 1" x 30 verzinkt
14	1	00 03 61 18	Verloopnippel 2"-binnendraad 1"-binnendraad verzinkt
15	1	20 20 07 80	Koppeling 50M-deel 2"-binnendraad met afdichting
16	2	20 21 51 53	Kogelkraan 1"-binnendraad
17	1	20 20 08 00	Geka-koppeling 1"-buitendraad
18	1	00 20 16 15	Verdeler 3x1"-buitendraad FERRO 100 II verzinkt
19	1	20 20 11 00	Geka-koppeling 1"-binnendraad (VE 10)
20	1	20 20 17 00	Afdichting Geka-koppeling
21	2	20 20 16 80	Zuig-hogedrukkoppeling 3/4" tule met afdichting
22	4	20 20 29 01	Slangklem 28-31
23	1	20 21 36 06	Water-/luchtslang 3/4" x 400 mm
24	2	20 19 04 41	Slangschroefverbinding 3/4"-buitendraad met tule
25	1	00 08 26 79	Drukschakelaar type BC 0,5 - 3bar
26	1	20 20 33 14	Buisnippel 1/4" x 20 mm verzinkt
27	1	00 02 36 03	Verloopnippel 1"-buitendraad 1/4"-binnendraad verzinkt
28	1	20 20 36 01	Hoek 3/4"-binnendraad-buitendraad verzinkt
29	1	00 18 65 45	Water-/luchtslang 3/4" x 220 mm

Reserveonderdelen, reserveonderdelenlijst



38.14 Watertoevoer FERRO 100 II 00232147





Reserveonderdelen, reserveonderdelenlijst

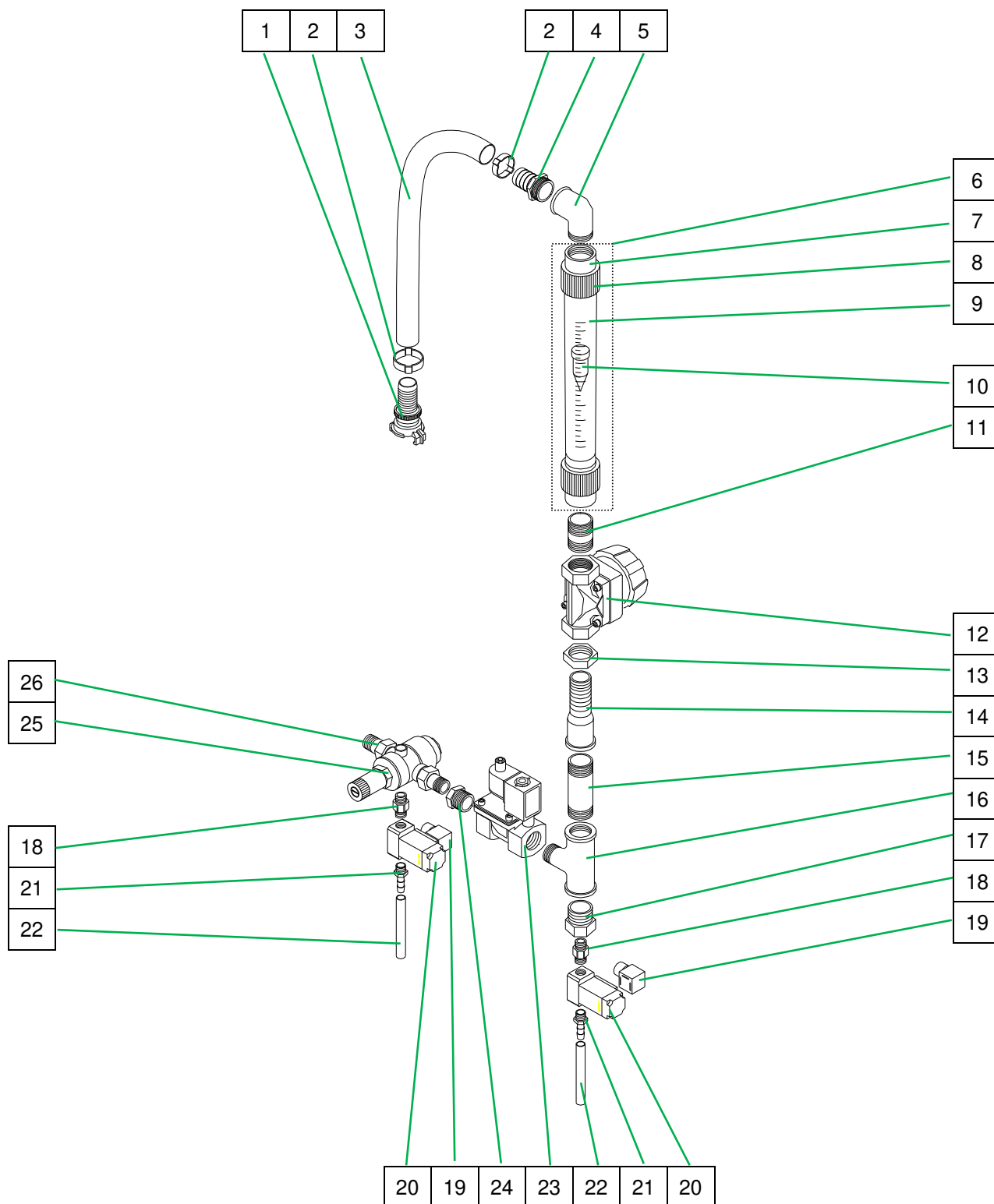
38.15 ET-lijst watertoevoer FERRO 100 II 00232147

Pos.	Hoeveelheid	Art.-nr.	Benaming
1	1	00 02 20 73	CEE-opbouwstopcontact 4 x 16 A 6 h rood
2	1	00 09 86 55	Motoraansluitkabel 400 V - 0,85 m
3	1	20 42 79 00	CEE-stekker 4 x 16 A 6 h rood
4	1	00 15 13 82	Drukverhogingspomp 1,1 KW 400 V 50 Hz
5	1	00 00 17 90	Dubbele nippel verloop 1 1/4"-buitendraad - 3/4"-buitendraad verzinkt
6	1	20 20 41 22	T-stuk 3/4"-binnendraad verzinkt
7	1	00 03 60 57	Bocht 3/4" 45° binnendraad-buitendraad verzinkt
8	1	20 19 04 41	Slangschroefverbinding 3/4"-buitendraad met tule
9	4	20 20 29 00	Slangklem 28-31
10	1	20 21 36 06	Water-/luchtslang 3/4" x 400 mm
11	1	20 20 16 80	Zuig-hogedrukkoppeling 3/4" tule met afdichting
12	1	20 19 04 41	Slangaanschroefstuk 3/4" UD teut
13	1	00 04 71 31	Water-/luchtslang 1" x 400 mm
14	2	20 20 29 10	Slangklem 34-37 (VPE=10 stuks)
15	1	20 20 16 90	Zuig-hogedrukkoppeling 1"-tule met afdichting
16	1	20 20 17 00	Afdichting Geka-koppeling (PU 50)
17	1	20 20 08 00	Geka-koppeling 1"-buitendraad (VPE 10)
18	1	20 20 41 51	T-stuk 1"-binnendraad 1/2"-binnendraad 1"-binnendraad verzinkt
19	1	20 20 52 00	Verloopnippel 1/2"-binnendraad 1/4"-binnendraad
20	1	00 20 67 39	Stekker magneetklep cpl.
21	1	20 20 36 50	Hoek 1/4" binnendraad-buitendraad verzinkt
22	1	00 27 16 32	Magneetklep 1/4", 42 V met 7 Watt-spoel
23	1	00 23 22 98	L-steekschroefverbinding QSLV-G1/4-8
24	1	00 05 51 98	Polyamideslang 8 x 6 x 1, PA11/12 lftm.
25	1	00 09 89 57	Rechte steekaansluiting 1/4"-binnendraad D=8
26	1	00 20 61 96	Lange-draadbus 1" x 100 verzinkt
27	1	00 08 08 61	Buismoer G 1"
28	1	20 20 37 70	Slangschroefverbinding 1"-buitendraad tule 1"
29	1	20 20 55 10	Verloopnippel 1 1/4"-binnendraad 1"-binnendraad verzinkt
30	1	20 21 36 25	Water-/luchtslang DN19 - 900 mm
31	1	20 19 04 42	Slangaanschroefstuk 1/2" UD teut 3/4
32	1	20 20 43 02	T-stuk 1/2"-binnendraad 3/8"-binnendraad 1/2" -binnendraad
33	1	20 20 32 83	Dubbele nippel zeskant 1/4" verzinkt
34	1	00 08 26 79	Drukschakelaar 0,5/3 bar

Reserveonderdelen, reserveonderdelenlijst



38.16 Watertoevoer FERRO 100 II 00232147





Reserveonderdelen, reserveonderdelenlijst

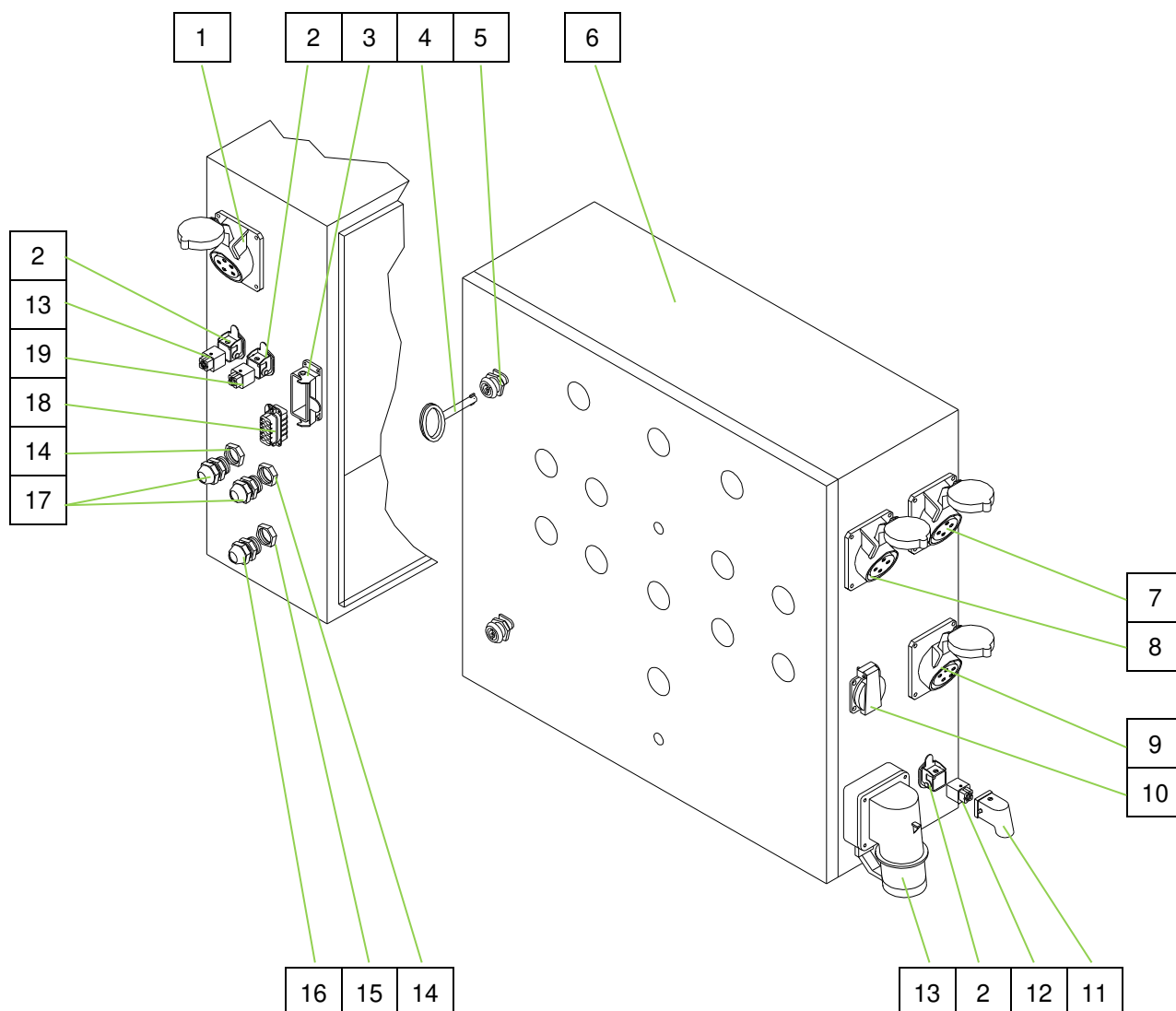
38.17 ET-lijst watertoevoer FERRO 100 II 00232147

Pos.	Hoeveelheid	Art.-nr.	Benaming
1	1	20 20 16 90	Zuig-hogedrukkoppeling 1"-tule met afdichting
2	2	20 20 29 11	Slangklem 34-37 (VPE 10)
3	1	00 00 87 04	Water-/luchtslang 1" x 750 mm
4	1	20 20 37 70	Slangschroefverbinding 1"-buitendraad met tule 1"
5	1	20 20 36 20	Hoek 1"-binnendraad-buitendraad verzinkt
6	1	20 18 50 01	Waterdebietmeter 250-2500 l/h cpl.
7	2	20 18 46 00	Inzetstuk 1"
8	2	20 18 45 10	Wartelmoer 1 1/2" voor waterdebietmeter
	2	20 18 43 00	O-ring 32,92x 3,53
9	1	20 18 51 00	Kunststof buis 250 - 2.500 l/h
10	1	20 18 42 00	Kegel voor waterdebietmeter type 1600, 2500
11	1	20 20 33 13	Buisnippel 1" x 30 verzinkt
12	1	20 17 17 41	Membraanklep 1" type 671
13	2	00 08 08 61	Buismoer G 1"
14	1	00 20 61 96	Lange-draadbus 1" x 100 verzinkt
15	1	00 02 34 90	Dubbele nippel 1" x 100 verzinkt
16	1	00 02 26 57	T-stuk 1"-binnendraad 1"-buitendraad 1"-binnendraad verzinkt
17	1	00 02 36 03	Verloopnippel 1"-buitendraad 1/4"-binnendraad verzinkt
18	2	20 20 37 12	Schroefaansluiting 1/4"-buitendraad messing voor drukuitschakeling
19	2	00 20 67 39	Stekker magneetventiel cpl.
20	2	00 27 16 32	Magneetventiel 1/4" 42V type 6013B 7 Watt
21	2	00 01 02 42	Slangschroefverbinding 1/4"-buitendraad tule 10 mm
22	2	00 04 62 50	Slangdeel 9 mm x 200 mm
23	1	00 03 61 88	Magneetklep 1" 42 V type „END"
24	1	20 20 54 00	Verloopnippel 1"-buitendraad 1/2"-binnendraad verzinkt
25	1	20 15 52 00	Drukregelaar D06FN 1/2"-boring
26	2	20 20 31 07	Nippel 1/2"-buitendraad vlak met wartelmoer 3/4" binnendraad

Reserveonderdelen, reserveonderdelenlijst



38.18 Schakelkast art.nr.: 00178685 / 00208092





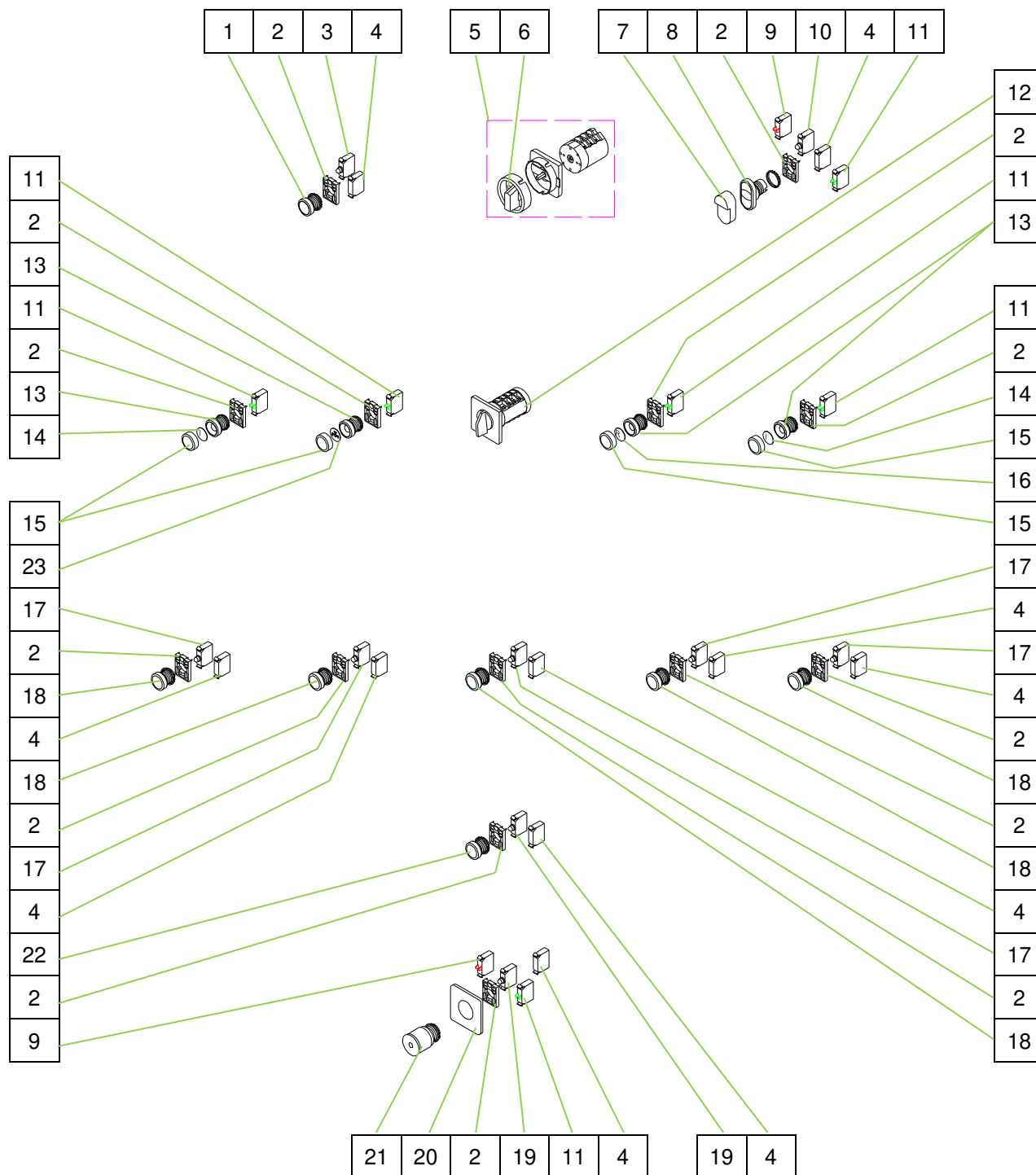
Reserveonderdelen, reserveonderdelenlijst

Pos.	Hoeveelheid	Art.-nr.	Benaming
1	1	00 01 94 16	CEE-opbouwstopcontact 5 x 16 A 6 h rood
2	3	20 42 86 04	Opbouwbehuizing 4/5-polig, HAN 3A/HA 4
3	1	20 42 98 21	Opbouwbehuizing 10-polig, HAN 10A
4	1	20 44 45 00	Sleutel voor schakelkast
5	2	00 03 62 49	Slot schakelkast (dubbele baard)
6	1	00 18 62 88	Lege behuizing met deur FERRO II roestvrij staal
7	1	20 42 66 10	CEE-opbouwstopcontact 4 x 16 A 6 h rood
8	1	00 02 20 66	CEE-opbouwstopcontact 4 x 16 A 7 h zwart 500 V
9	1	00 02 20 67	CEE-opbouwstopcontact 5 x 16 A 7 h zwart
10	1	20 42 72 00	Geaard opbouwstopcontact 16A blauw
11	1	00 10 45 68	Blinde stekker 4-polig, 10A kunststof
12	2	20 42 86 07	Businzetstuk 4-polig, HAN 3A
13	1	00 00 21 29	CEE apparaatstekker 5 x 32A 6h rood scharnierdeksel
14	2	00 04 11 45	Borgmoer Skintop M 20 x 1,5
15	1	00 04 11 43	Borgmoer Skintop M 16 x 1,5
16	1	00 04 11 41	Skintop-schroefverbinding M 16 x 1,5
17	2	00 04 11 27	Skintop-schroefverbinding M 20 x 1,5
18	1	20 42 98 24	Businzetstuk 10-polig, HAN 10 A
19	1	20 42 86 03	Businzetstuk 5-pins, HA 4

Reserveonderdelen, reserveonderdelenlijst



38.19 Schakelkast art.nr.: 00178685 / 00208092





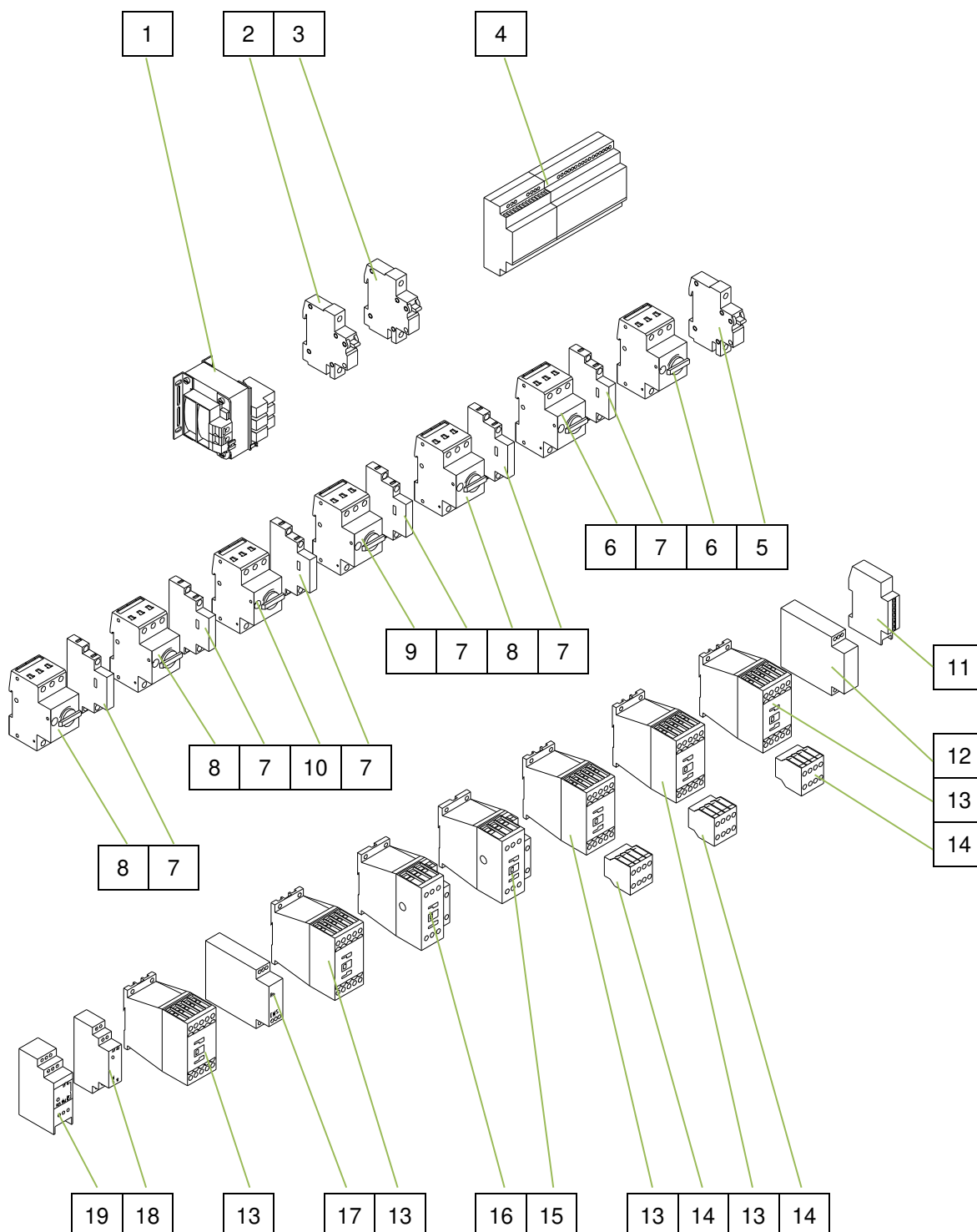
Reserveonderdelen, reserveonderdelenlijst

Pos.	Hoeveelheid	Art.-nr.	Benaming
1	1	00 05 38 73	Lichtmeldervoorzetstuk groen M22
2	13	00 05 38 34	Bevestigingsadapter voor schakelelementen
3	1	00 05 38 80	Lichtelement groen 12-30 V
4	9	00 05 38 86	Led-weerstandvoorschakelelement voor 42V
5	1	20 45 52 00	Hoofdomkeerschakelaar
6	1	20 45 52 01	Hendel voor hoofdomkeerschakelaar art.20455200
7	1	00 05 38 31	Drukmembraan hoekig voor dubbele drukknop IP 67
8	1	00 05 38 32	Verlichte drukknop Aan/Uit M22
9	2	00 05 38 36	Contactelement 1 verbreekcontact M22 EK01
10	6	00 05 38 81	Lichtelement wit 12-30V
11	6	00 05 38 35	Contactelement 1 maakcontact M22 EK10
12	1	00 18 63 72	Stapschakelaar 0-6 1-polig
13	4	00 05 38 39	Drukknop zonder aanraakplaat M22
14	2	00 05 38 40	Aanraakplaat voor drukknop Groen / Aan M22
15	4	00 05 38 30	Drukmembraan rond voor drukknop IP 67
16	1	00 05 38 43	Aanraakplaat voor drukknop blauw / Reset M 22
17	6	00 05 38 81	Lichtelement wit 12-30V
18	5	00 05 38 74	Meldlampvoorzetstuk geel M22
19	2	00 05 38 79	Lichtelement rood 12-30V
20	1	00 18 63 75	Noodstopbord in vier talen
21	1	00 18 63 74	Noodstopknop M22 verlicht
22	1	00 05 38 75	Meldlampvoorzetstuk rood M22
23	1	00 05 38 42	Aanraakplaat voor drukschakelaar zwart Vloeistof M22

Reserveonderdelen, reserveonderdelenlijst



38.20 Schakelkast artikelnummer 00178685 binnen





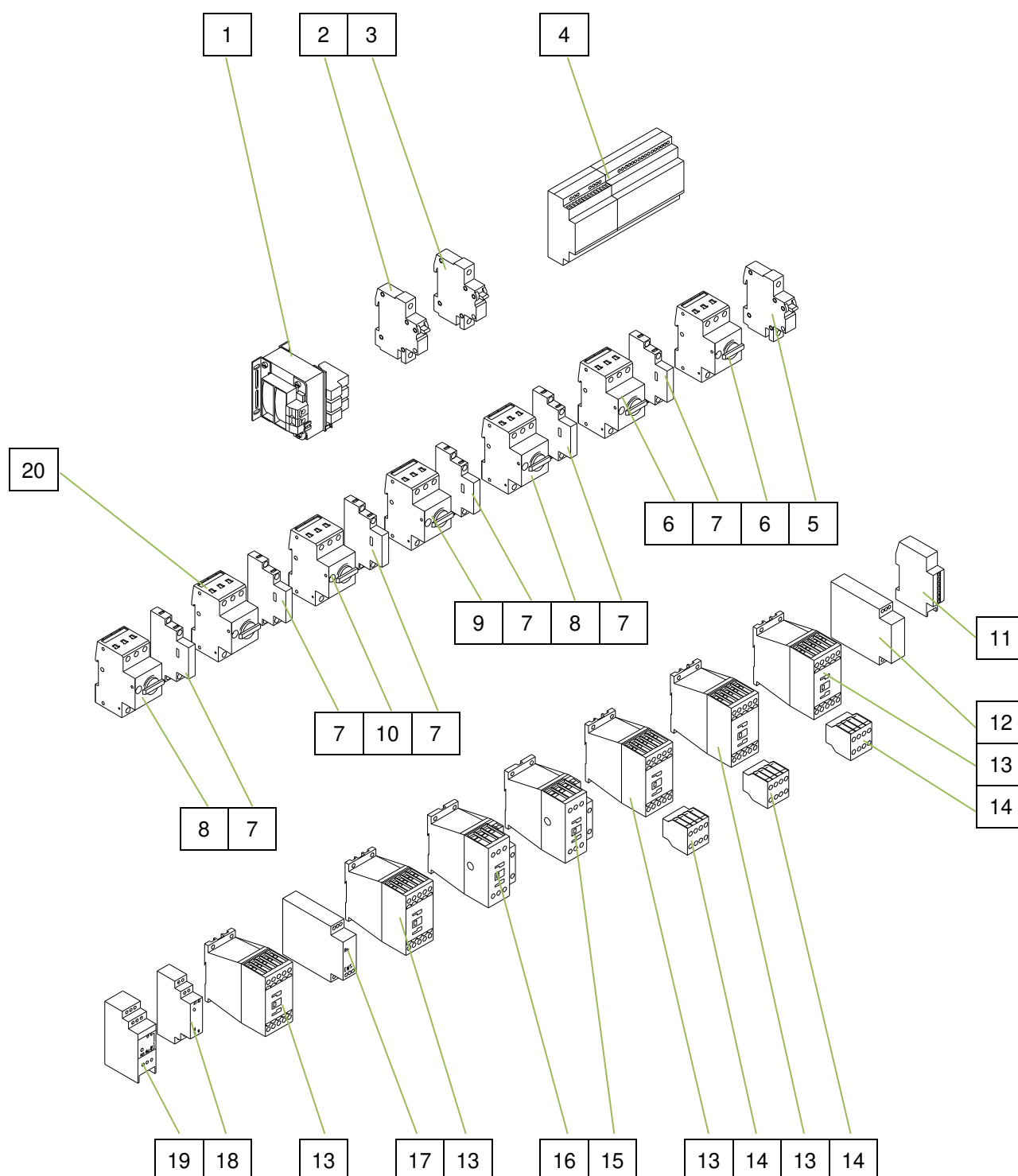
Reserveonderdelen, reserveonderdelenlijst

Pos.	Hoeveelheid	Art.-nr.	Benaming
1	1	00 27 16 33	Besturingstransformator 400 V-42 V/230 V 250 VA (T1)
2	1	00 04 63 79	Automatische stroomonderbreker C 0,5 A 1-polig
3	1	00 27 24 58	Automatische stroomonderbreker C 5 A 1-polig
4	1	00 20 74 18	PLC-besturing Ferro 100 II Geprogrammeerd (A1)
5	1	20 41 93 10	Automatische stroomonderbreker B 16 A 1-polig (F1)
6	2	00 04 25 99	Motorbeveiligingsschakelaar 0,63-1 A PKZM 0-1 (Q9) (Q7)
7	6	00 02 14 01	Hulpcontact NHI-11-PKZO
8	3	00 04 26 01	Motorbeveiligingsschakelaar 1,6-2,5 A PKZM 0-2,5 (Q2) (Q3)
9	1	00 04 35 51	Motorbeveiligingsschakelaar 16-20 A PKZM 0-20 (Q5)
10	1	00 04 26 02	Motorbeveiligingsschakelaar 10-16 A PKZM 0-16 (Q4)
11	1	20 45 31 01	Bedrijfsurenteller 42V (P1)
12	1	00 02 21 53	Thermistorbeveiliging (K11)
13	5	00 08 42 23	Luchtzekering DIL M9-10 42 V, 50 Hz 48 V, 60 Hz 4,0 kW (K1) (K3) (K6) (K7) (K8)
14	3	00 08 52 93	Hulpschakelaar DILM 32-XHI11 1S / 1Ö
15	1	00 08 42 26	Luchtzekering DIL M25-10 42 V, 50 Hz 48 V, 60 Hz, 11 kW algemene grootte II (K5)
16	1	00 08 42 25	Luchtzekering DIL M17-10 42 V, 50 Hz 48 V, 60 Hz 7,5 kW algemene grootte II (K4)
17	1	00 46 26 98	Fasebewaking digitaal geprogrammeerd Vervangt 00137166 (K2)
	1	20 45 27 51	Fasevolgorderelais 200-500 V Type FPF2 Aanpassing vanaf 06-2017 (K2)
18	1	20 44 81 20	Koppelrelais 42 V 2 wisselcontacten (K13)
19	1	00 18 63 90	Veiligheidsrelais 42 V (K12)

Reserveonderdelen, reserveonderdelenlijst



38.21 Schakelkast art.-nr. 00208092 binnen





Reserveonderdelen, reserveonderdelenlijst

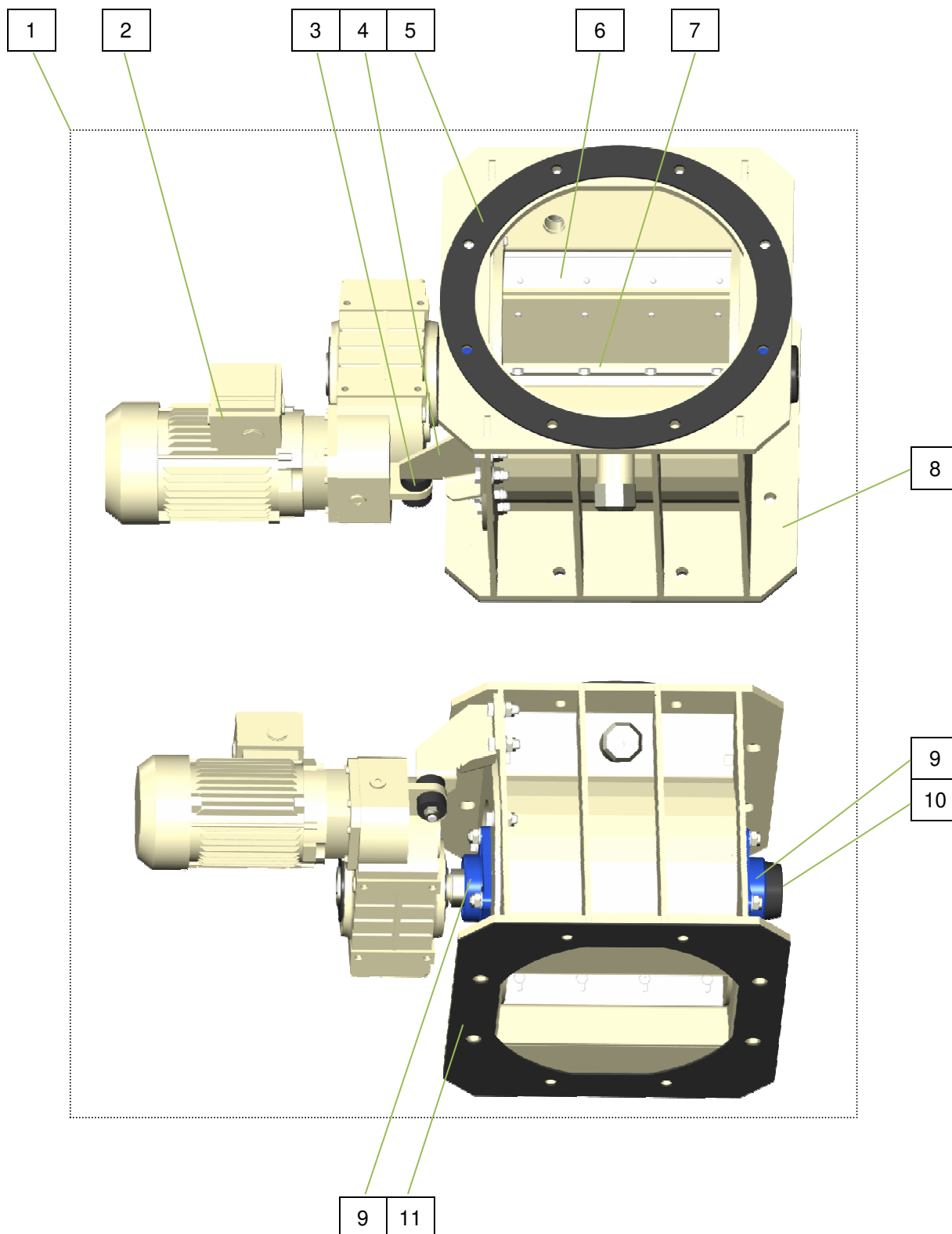
38.22 Schakelkast art.-nr. 00208092 binnen

Pos.	Hoeveelheid	Art.-nr.	Benaming
1	1	00 02 21 70	Besturingstransformator 400V-42 V/230 V 250 VA (T1)
2	1	00 04 63 79	Automatische stroomonderbreker C 0,5 A 1-polig
3	1	00 08 31 38	Automatische stroomonderbreker C 4 A 1-polig
4	1	00 20 74 18	PLC-besturing Ferro 100 II Geprogrammeerd (A1)
5	1	20 41 93 10	Automatische stroomonderbreker B 16 A 1-polig (F1)
6	2	00 04 25 99	Motorbeveiligingsschakelaar 0,63-1 A PKZM 0-1 (Q7) (Q9)
7	6	00 02 14 01	Hulpcontact NHI-11-PKZO
8	2	00 04 26 01	Motorbeveiligingsschakelaar 1,6-2,5 A PKZM 0-2,5 (Q2) (Q6)
9	1	00 04 35 51	Motorbeveiligingsschakelaar 16-20 A PKZM 0-20 (Q5)
10	1	00 04 26 02	Motorbeveiligingsschakelaar 10-16 A PKZM 0-16 (Q4)
11	1	20 45 31 01	Bedrijfsurenteller 42 V
12	1	00 02 21 53	Thermistorbeveiliging (K11)
13	5	00 23 23 14	Luchtzekering DIL MF8-10 (RAC48) (K1) (K3) (K6) (K7) (K8)
14	3	00 08 52 93	Hulpschakelaar DILM 32-XHI11 1S / 1Ö
15	1	00 23 23 13	Luchtzekering DIL MF25-10 (RAC48) (K5)
16	1	00 23 23 11	Luchtzekering DIL MF17-10 (RAC48) (K4)
17	1	00 46 26 98	Fasebewaking digitaal geprogrammeerd Vervangt 00137166 (K2)
	1	20 45 27 51	Fasevolgorderelais 200-500 V type FPF2 Verandering vanaf 06-2017 (K2)
18	1	20 44 81 20	Koppelrelais 42V 2 wisselcontacten (K13)
19	1	00 18 63 90	Veiligheidsrelais 42V (K12)
20	1	00 04 26 03	Motorbeveiligingsschakelaar 2,5-4 A PKZM 0-4 (Q3)

Reserveonderdelen, reserveonderdelenlijst



38.23 Roterende klep FERRO II cpl. RAL1015 Artikelnummer 00035135





Reserveonderdelen, reserveonderdelenlijst

Pos.	Hoeveelheid	Art.-nr.	Benaming
1	1	00 03 51 35	Roterende klep FERRO II cpl. RAL1015
2	1	00 03 90 39	Aandrijving roterende klep FERRO II, 0,75kW cpl. met verbindingkabel
3	2	00 03 90 41	Schuimbuffer FERRO
4	1	00 26 65 24	Draaimomentsteun voor roterende klep voor Neudecker en Joliltz-tandwielmotor RAL1015
5	1	20 70 63 10	Rubberen afdichting D 450x360x4
6	8	00 03 64 88	Slijtplaat rotor roterende klep RAL1015
7	1	00 03 51 34	Rotor roterende klep FERRO II RAL1015
8	1	00 03 50 68	Behuizing roterende klep FERRO II RAL1015
9	2	00 02 36 78	Y-flenslagereenheid
10	1	00 02 36 80	Deksel Y-flenslager
11	1	00 02 38 28	Afdichting roterende klep 3mm met weefsel

Reserveonderdelen, reserveonderdelenlijst
38.24 Waterreservoir cpl. voor FERRO II Trans RAL1015
Artikelnummer 00513243

Hoeveelheid	Art.-nr.	Benaming
1	00 51 31 86	Watervathouder voor FERRO II trans RAL1015
1	00 03 57 31	Zeskantige schroef M10 x 65 verzinkt
1	20 20 90 10	U-ring B 10,5 verzinkt
1	20 20 72 10	Borgmoer M10 verzinkt
8	20 20 90 10	U-ring B 10,5 verzinkt
4	00 05 10 72	Zeskantige schroef M10 x 30 A2
4	20 20 72 10	Borgmoer M10 verzinkt
1	00 51 67 62	Watervat 120L cpl. voor FERRO zonder houder
1	00 51 29 72	Vlotterklep MS incl. Vlotter cpl.
2	00 51 63 22	Ring 55x34x1,5 VA
1	20 20 36 22	Hoek 1"-binnendraad verzinkt
1	20 20 08 00	Geka-koppeling 1"-binnendraad
1	00 51 64 02	Sjorriem met klemvergrendeling
1	20 20 87 01	Zeskantige schroef M 8 x 16 verzinkt
2	20 20 93 20	Carrosserieschijf 8,4 x 25 x 1,5 verzinkt
1	20 20 37 70	Slangschroefverbinding 1"-binnendraad 1"-tule
1	20 20 16 90	Zuig-hogedrukkoppeling 1"
1	20 20 72 00	Borgmoer M8 verzinkt
1	20 20 99 78	Oogbout M8 x 13
1	20 20 72 00	Borgmoer M8 verzinkt
1	20 20 33 13	Buisnippel 1" x 30
1	00 08 08 61	Buismoer G 1"
1	20 20 36 22	Hoek 1" -binnendraad

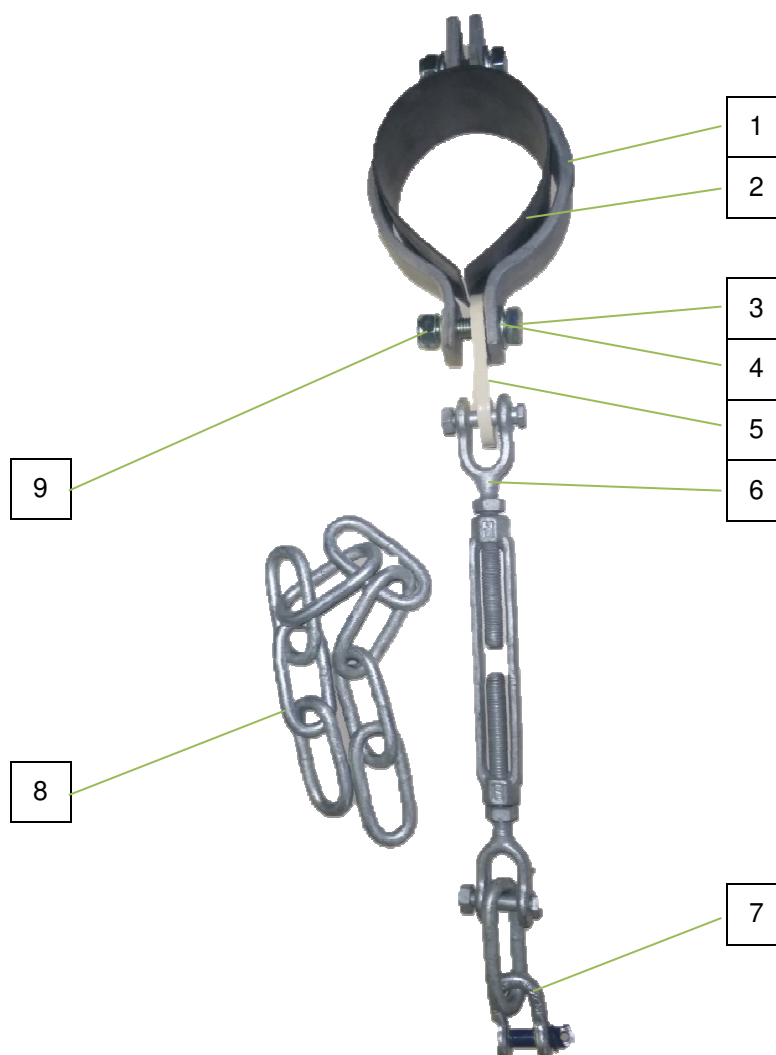
1	00 60 70 83	Deksel voor watervat FERRO
1	00 60 70 82	Spanring voor deksel






Reserveonderdelen, reserveonderdelenlijst

38.25 Silobevestiging



Pos.	Hoeveelheid	Art.-nr.	Benaming
1	1	00416333	Buisklem 2-klemmen 108 (50 x 8)
2	1	00023837	Plat rubber 50 x 2 x 320 zonder weefsel
3	2	00023274	Zeskantige schroef M14 x 55 verzinkt
4	4	20209011	U-ring B 15 verzinkt
5	1	00034742	Verbindingsstrip voor versteviging
6	1	00023430	Spanschroef 1/2" x 6 verzinkt (2 vorken)
7	1	00023691	Harpsluiting hoog vast 1 ton verzinkt
8	1	00034741	Ketting rechte schakels 10x66 verzinkt
9	2	00023350	Borgmoer M14 verzinkt


Rezerves daļu rasējums, rezerves daļu saraksts**38 Rezerves daļu rasējums, rezerves daļu saraksts****38.1 Maisītāja dzinējs/dozēšanas vārpsta**

Poz.	Daudzums	Art. Nr.	Nosaukums
1	1	00193318	Dozēšanas vārpsta FERRO 100 II RAL1015 līdz ražošanas gadam 07.2016.
	1	00551148	Dozēšanas vārpsta FERRO 100 II puse RAL1015 no ražošanas gada 08.2016.
2	1	00022257	Sausā materiāla zonde, kompl. FERRO II
3	1	00216381	Uzpildes līmeņa zonde KPS1 1,5 m 90 gara, vadības spraudnis 10 kontaktu
	2	00214853	Polietilēna paplāksne 30x36x1,0 mm
4	1	00083456	Motorreduktors ZF38 5,5kW 400U RAL1015 līdz ražošanas gadam 07.2016.
	1	00655969	Motorreduktors 6,05 kW, 292 apgr./min, SK25 no ražošanas gada 08.2016.
5	1	20100801	Ātrais noslēgs ar drošinātāju M14
6	1	00201383	Dzinēja pieslēguma vads, 0,85 m vads, CEE spraudnis 5x16 A melns
7	1	00550935	Korpuss dzinēja blīvījumam, slēgts RAL1015
8	1	00186600	Pagriežams dzinēja atloks FERRO 100 II RAL9015
9	1	00193350	Blīve 350x280x6mm FERRO 100 II
10	1	00193567	Satvērējs HM/FERRO 100 II cinkots




Rezerves daļu rasējums, rezerves daļu saraksts

38.2 Lāpstiņveida padevējs FERRO II komplekts




Poz.	Daudzums	Art. Nr.	Nosaukums
1	1	00035135	Lāpstiņveida padevējs FERRO II kompl. RAL1015
2	1	00008640	Lietus pārsegs, filtrs un šļūtenes skavas CMP un padeves pārsegs
3	1	00731306	Motorreduktors 0,75 kW, 11 apgr./min., 400 V RAL1015
4	1	00037560	Dzinēja pieslēguma vads 1,25m CEE 4 x 16A sw

38.3 Dozēšanas caurule FERRO II



Poz.	Daudzums	Art. Nr.	Nosaukums
1	1	00193305	Dozēšanas caurule FERRO 100 II RAL1015
2	1	00023668	Apālais gredzens 158 x 6
3	2	20101010	Šķelttapa D 4,5 ar gredzenu
4	1	00186391	Drošības sensora magnētiskais aktivizators, 2 atvērēji/1 aizvērējs (BNS250)
5	1	00466828	Magnētiskā slēdža aizsardzība RAL1015

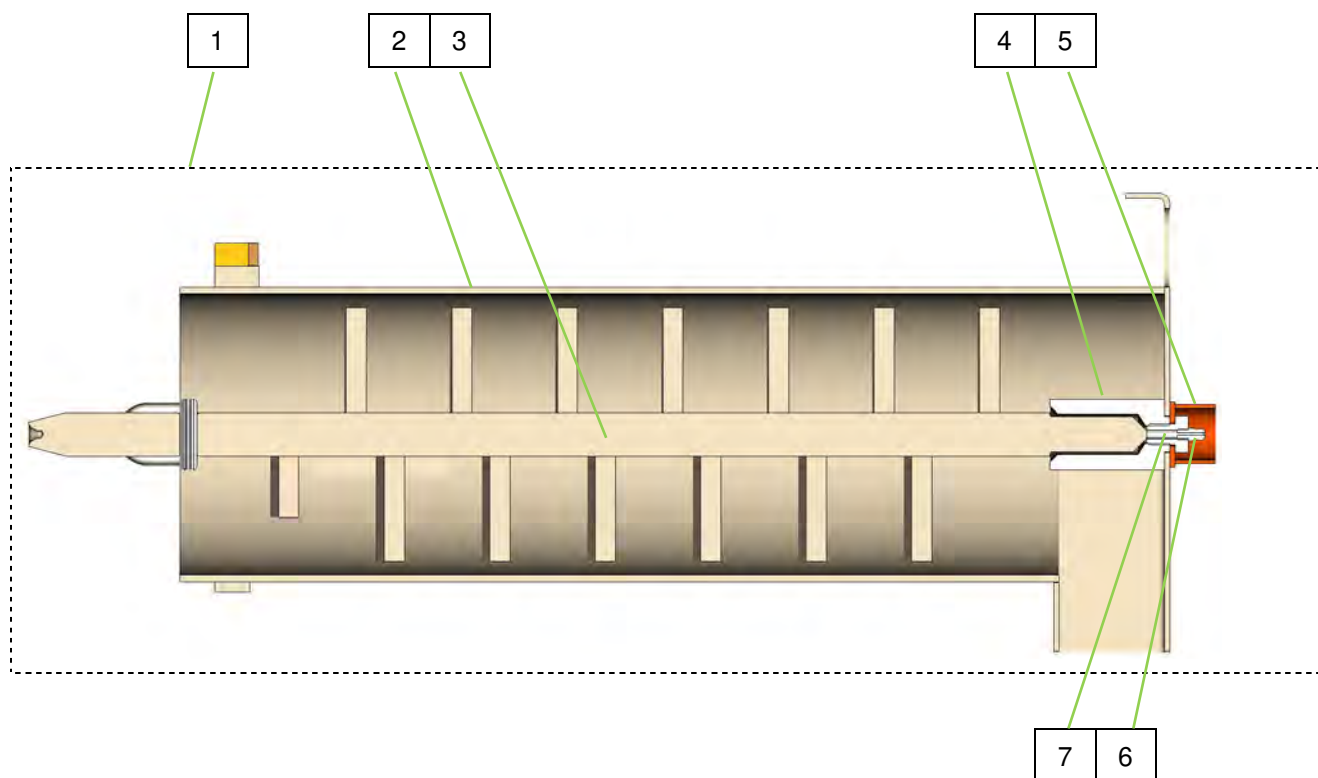
Rezerves daļu rasējums, rezerves daļu saraksts**38.4 Maisīšanas caurule FERRO II**

Poz.	Daudzums	Art. Nr.	Nosaukums
1	2	20100801	Ātrais noslēgs ar drošinātāju M14
2	1	00551154	Maisīšanas vārpsta FERRO 100 II gara, puse RAL1015
3	1	00186391	Magnēts/drošības sensors 2Ö/1S
	1	00057992	Drošības sensora magnētiskais aktivizators
4	1	20185001	Ūdens caurplūdes mēritājs 250-2500 l/h kompl.
5	1	20171741	Membrānvārsts 1"
6	1	00206113	Aizsargrežģis FERRO 100 II VA iegremdēts
7	1	00222137	Maisīšanas caurule FERRO 100 II apaļa RAL1015
8	1	00219318	Maisīšanas caurules ārējais gultnis FERRO 100 II cinkots



Rezerves daļu rasējums, rezerves daļu saraksts

38.5 Maisīšanas caurule FERRO II “VECĀ”

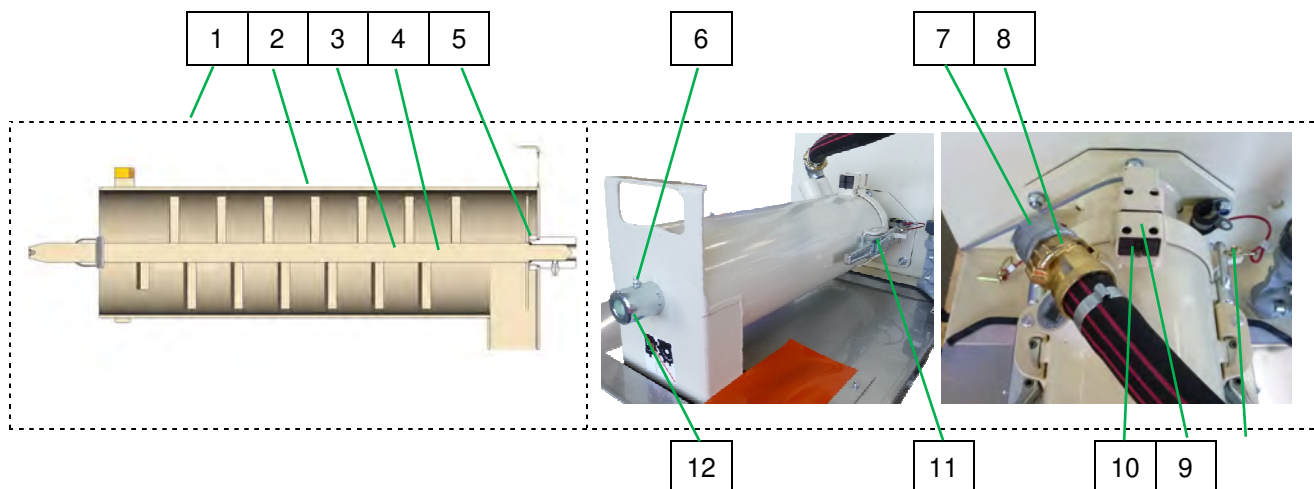


Poz.	Daudzums	Art. Nr.	Nosaukums
1	1	00193708	Maisīšanas caurule FERRO 100 II RAL1015 kompl.
2	1	00193357	Maisīšanas caurule FERRO 100 II RAL1015
3	1	00193402	Maisīšanas vārpsta FERRO 100 II RAL1015
4	1	00069797	Gultņu krūms HM 5 Astonstūra cinkots
5	1	00069795	Eļļošanas nipeļa aizsargčaula RAL2004
6	1	00255463	Eļļošanas uzgalis M 6 x 1,0
7	1	00068887	Sešmalu skrūve M12 x 16 ar urbumu M6

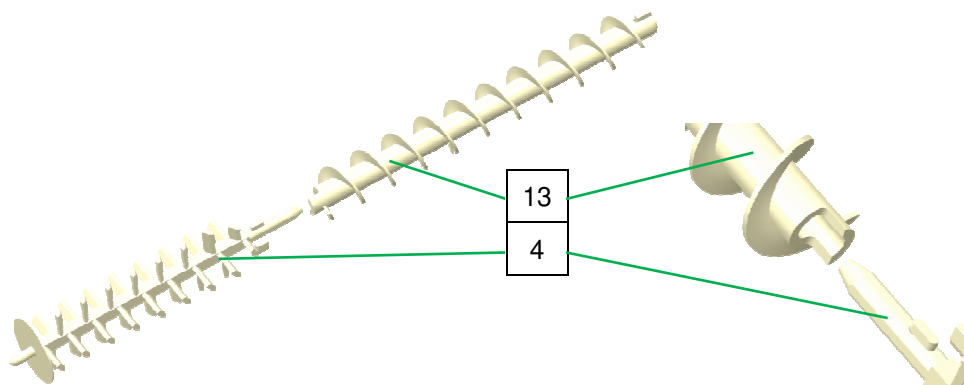
Rezerves daļu rasējums, rezerves daļu saraksts



38.6 Maisīšanas caurule FERRO II “JAUNĀ”



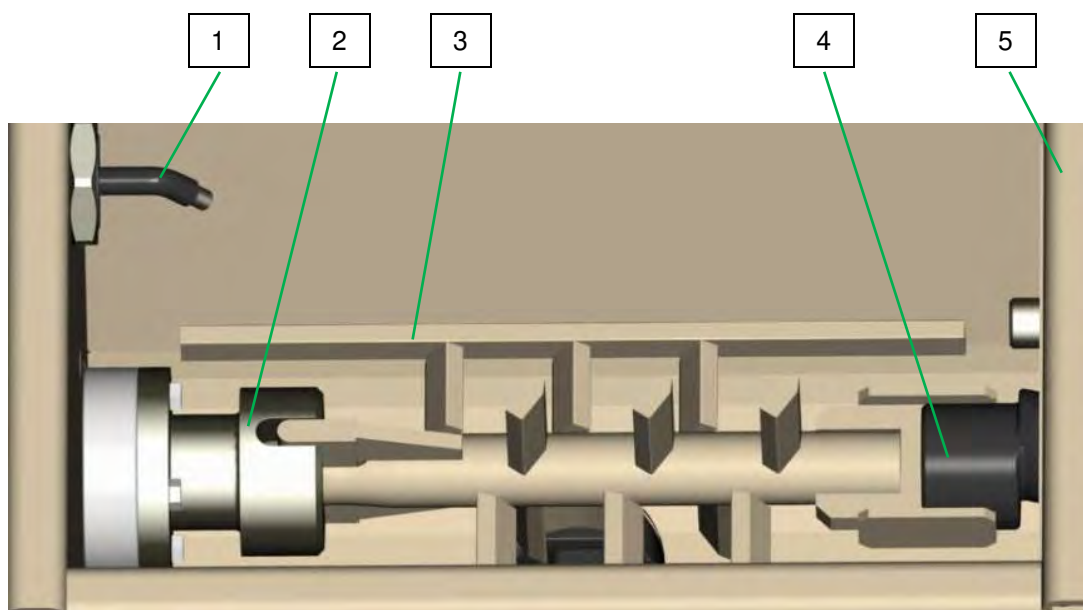
Poz.	Daudzums	Art. Nr.	Nosaukums
1	1	00193708	Maisīšanas caurule FERRO 100 II RAL1015 kompl.
2	1	00222137	Maisīšanas caurule FERRO 100 II apaļa RAL1015
3	1	00222145	Maisīšanas vārpsta FERRO 100 II gara RAL1015 līdz ražošanas gadam 07.2016.
4	1	00551154	Maisīšanas vārpsta FERRO 100 II gara, puse RAL1015 no ražošanas gada 08.2016.
5	1	00080861	Caurules uzgrieznis G 1"
6	1	00035571	Elļošanas nipelis M 8
7	1	20203620	Stūris 1" IG-AG cinkots
8	1	20200800	Geka savienojums 1" AG
9	1	00472315	Magnēta aizsardzība RAL1015
10	1	00057992	Drošības sensora magnētiskais aktivizators
11	2	20100801	Ātrais noslēgs ar drošinātāju M14
12	1	00219318	Maisīšanas caurules ārējais gultnis FERRO 100 II cinkots
13	1	00551148	Dozēšanas vārpsta FERRO 100 II puse RAL1015 no ražošanas gada 08.2016.






Rezerves daļu rasējums, rezerves daļu saraksts

38.7 Sūkņa tvertne



Poz.	Daudzums	Art. Nr.	Nosaukums
1	1	00216381	Uzpildes līmeņa zonde KPS1
2		00023886	Rumba D=35, paredzēta FERRO II
3	1	00035121	Sūkņa vārpsta FERRO II RAL1015
4	1	00021025	ROTORS FERRO
5	1	00511614	Sūkņa tvertne FERRO 100 II RAL1015 K-Trans
5	1	00186446	Sūkņa tvertne FERRO 100 II RAL1015 (IT)

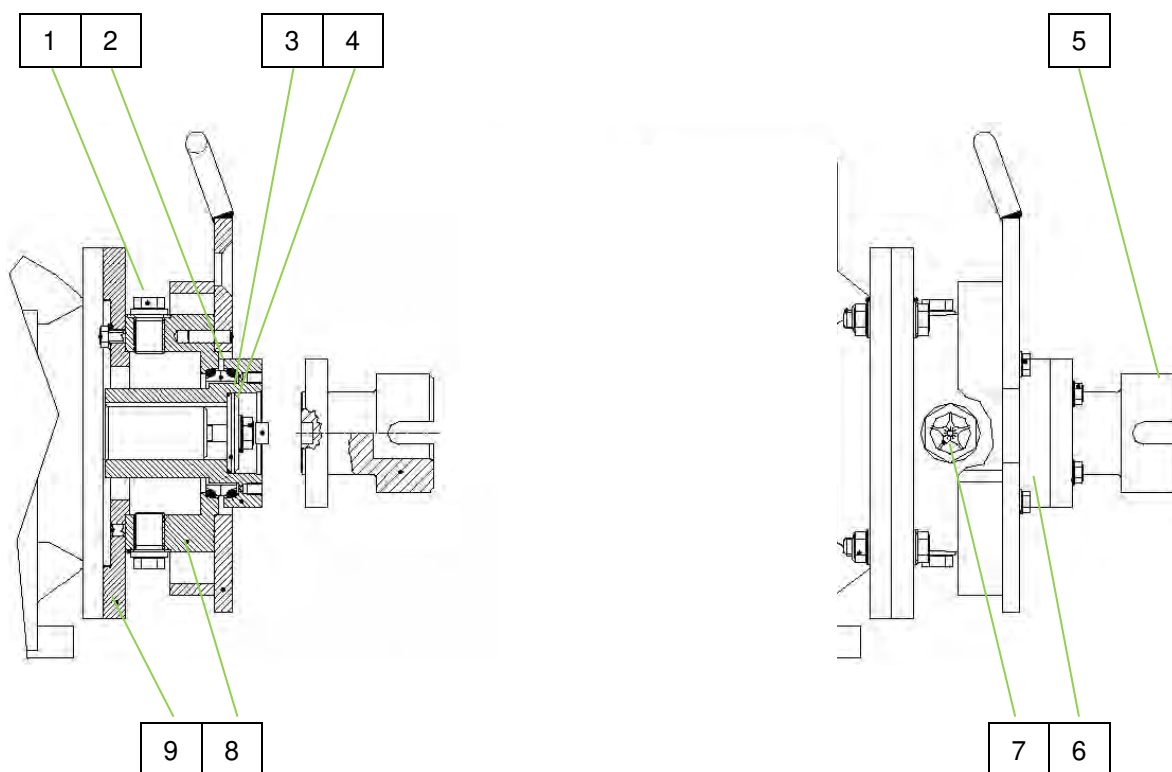


Poz.	Daudzums	Art. Nr.	Nosaukums
6	4	20207210	Sprostuzgrieznis M10 cinkots (VPE 10)
7	4	00023218	Sešmalu skrūve M10 x 80 cinkota
8	1	00035110	Spīļatloks tīrīšanas vārstam FERRO II RAL 1015
9	1	00035658	Slēgvārsts ar sviru

Rezerves daļu rasējums, rezerves daļu saraksts



38.8 Eļļas blīves bloks FERRO II

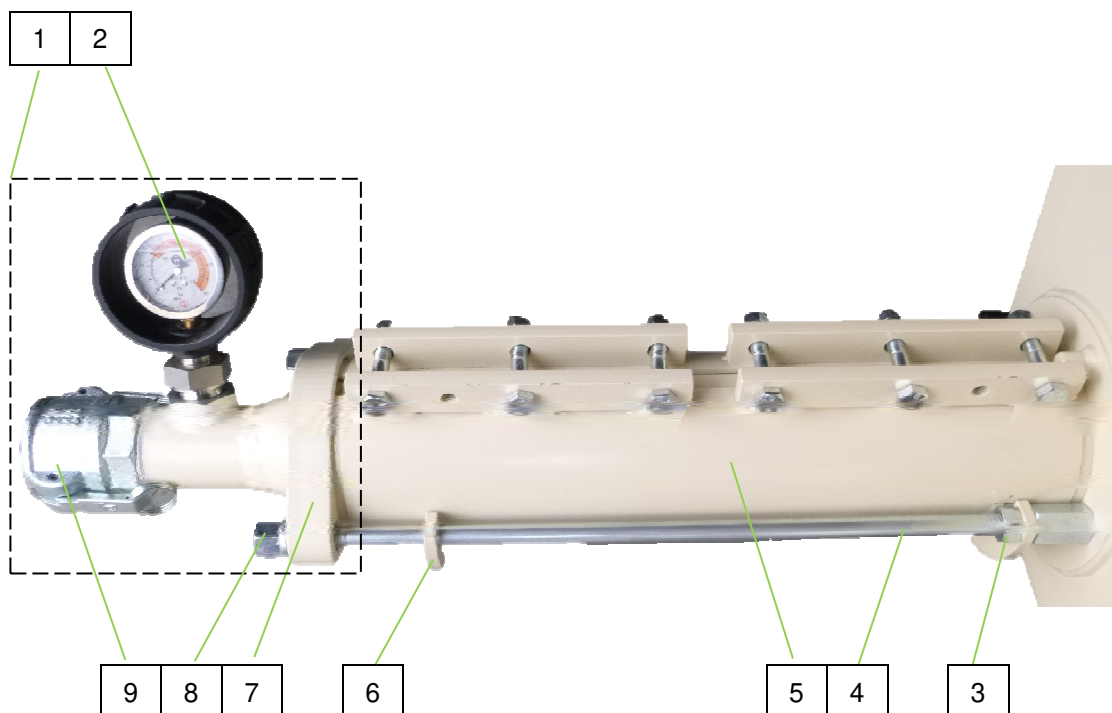


Poz.	Daudzums	Art. Nr.	Nosaukums
1	2	20205880	Noslēgskrūve 1/2" cinkota
2	1	20144021	Slīdgredzena blīve (komplekts) eļļas blīves blokam ZP 3
3	1	20144015	Apaļais gredzens 50 x 2
4	1	20144077	Blīvpaplāksne D53,5 x 10,5 T10
5	1	00035128	Sūkņa adapteris FERRO cinkots
6	1	00023886	Rumba D = 35, paredzēta FERRO II
7	1	20144012	Eļļas kontrollodziņš R 1"
8	1	20144027	Blīvēšanas korpuss ZP 3 S/WMP/FERRO cinkots
9	1	00193315	Eļļas blīves bloka adaptera atloks FERRO 100 II cinkots



Rezerves daļu rasējums, rezerves daļu saraksts

38.9 Sūkņa bloks FERRO II

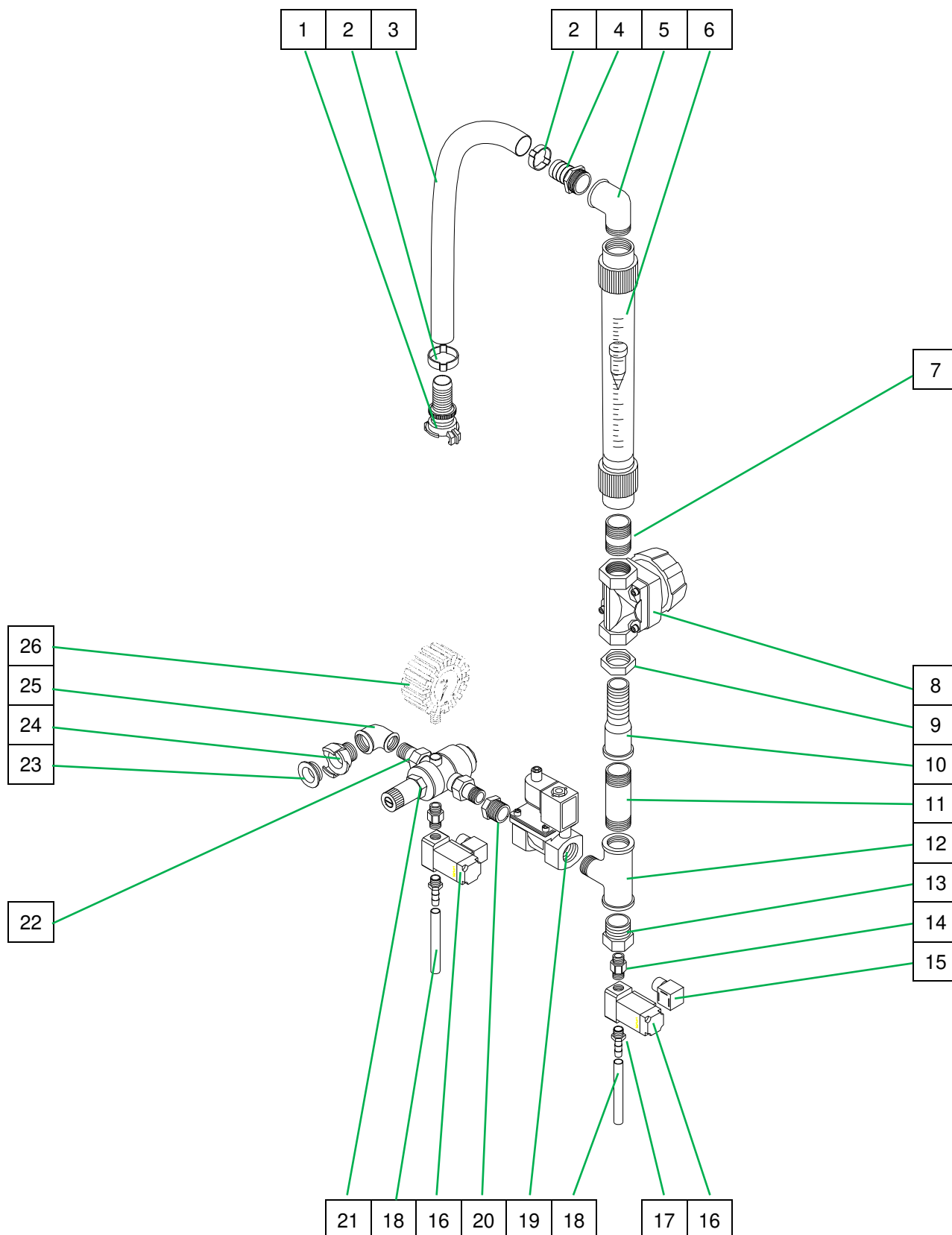


Poz.	Daudzums	Art. Nr.	Nosaukums
1	1	00194581	Spiediena atloks ar manometru FERRO II RAL1015 kompl.
2	1	00099089	Manometrs ar plastmasas apvalku 0-100 bar 1" VA
3	2	20209920	Sešmalu uzgrieznis M16, cinkots
4	2	00197917	Enkursaitē M16 x 550 mm, cinkota, abpusēja M16
5	1	00021024	Stators FERRO
5a	1	00021025	Rotors FERRO
6	1	00193333	Montāžas palīgierīce sūknim FERRO 100 II RAL1015
7	1	00194583	Spiediena atloks T-sūknim 2" AG
8	2	20209921	Savienotājuzgrieznis M16, cinkots
9	1	20200780	Uzmava 50M-detaļa 2" ar blīvi

Rezerves daļu rasējums, rezerves daļu saraksts



38.10 Ūdensapgāde FERRO 100 II 00186555





Rezerves daļu rasējums, rezerves daļu saraksts

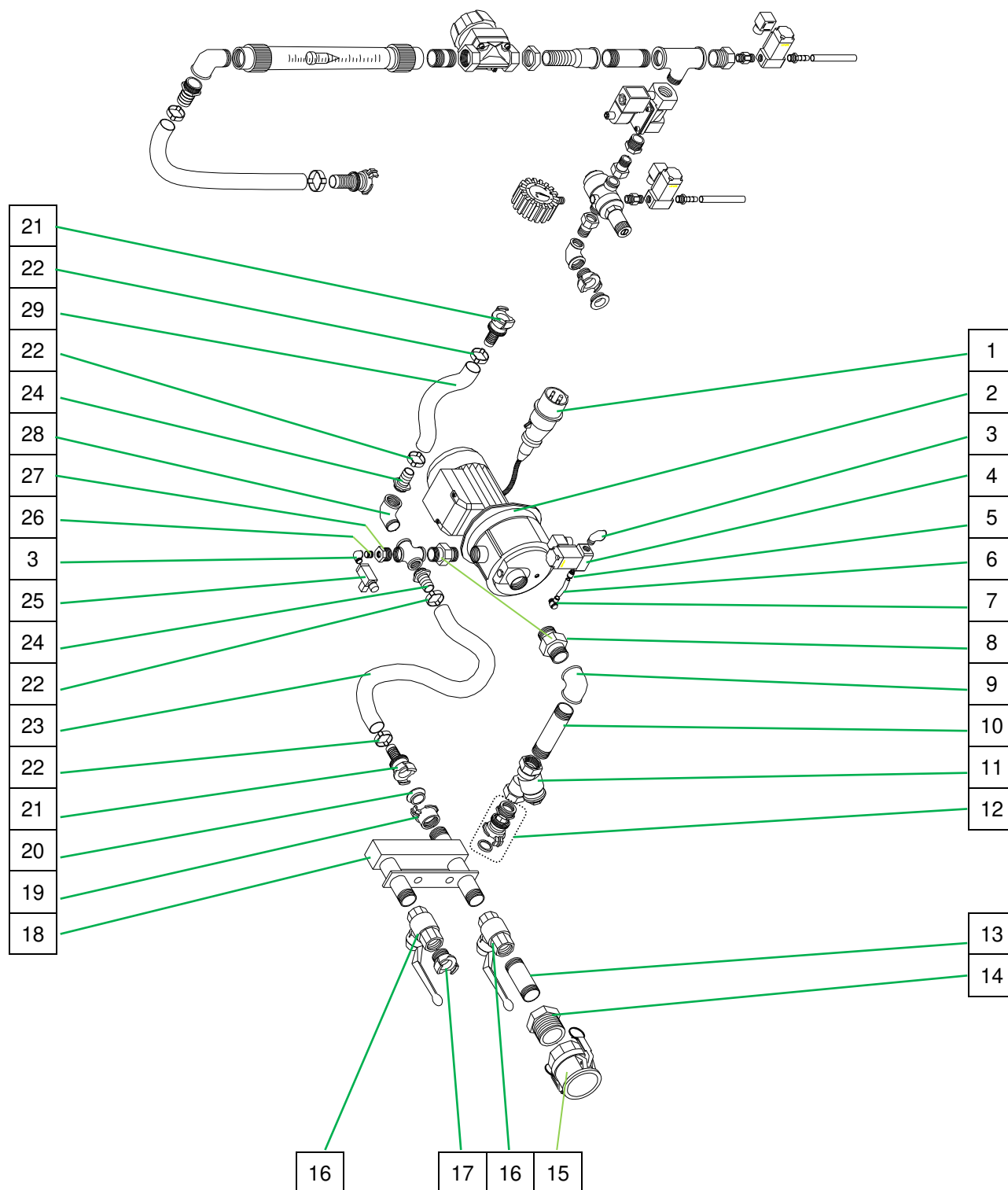
38.11 Rezerves daļu saraksts ūdensapgādei FERRO 100 II 00186555

Poz.	Daudzums	Art. Nr.	Nosaukums
1	1	20 20 16 90	Iesūkšanas augstspiediena uzmava 1" uzgalis ar blīvi
2	2	20 20 29 11	Šļūtenes skava 34-37 (VPE 10)
3	1	00 00 87 04	Ūdens/gaisa šļūtene 1" x 750 mm
4	1	20 20 37 70	Šļūtenes skrūvsavienojums 1" AG ar uzgali 1"
5	1	20 20 36 20	Stūris 1" IG-AG cinkots
6	1	20 18 50 01	Ūdens caurplūdes mērītājs 250-2500 l/h kompl.
7	1	20 20 33 13	Caurules nipelis 1" x 30 cinkots
8	1	20 17 17 41	Membrānvārsts 1", tips 671
9	2	00 08 08 61	Caurules uzgrieznis G 1"
10	1	00 20 61 96	Garās vītnes uzmava 1" x 100 cinkota
11	1	00 02 34 90	Dubultnipelis 1" x 100 cinkots
12	1	00 02 26 57	T-daļa 1" IG 1" AG 1" IG cinkota
13	1	00 02 36 03	Pārejas nipelis 1" IG 1" AG 4" IG cinkots
14	1	20 20 37 12	Skrūvsavienojums 1/4" AG misiņš spiediena atslēgšanai
15	2	00 02 20 63	Elektromagnētiskā vārsta spraudnis
16	1	00 27 16 32	Elektromagnētiskais vārsts 1/4", 42 V ar 7 vatu spoli
17	2	00 01 02 42	Šļūtenes skrūvsavienojums 1/4" AG uzgalis 10 mm
18	2	00 04 62 50	Šļūtenes posms 9mm x 200 mm
19	1	00 68 78 10	Elektromagnētiskais vārsts 1", 42 V, 2/2 virzienu maiņstrāva
20	1	20 20 54 00	Pārejas nipelis 1" AG 1/2" IG cinkots
21	1	20 15 52 00	Redukcijas vārsts D06FN 1/2" urbums
22	2	20 20 31 07	Nipelis 1/2" AG plakans ar uzmavuzgriezni 3/4" IG
23	3	20 20 17 00	Blīve Geka savienojumam
24	1	20 20 09 00	Geka savienojums 1/2" AG
25	1	20 20 36 11	Stūris 1/2" IG cinkots
26	1	20 21 60 00	Manometrs 0-16 bāri 1/4" apakšā, D = 63 mm

Rezerves daļu rasējums, rezerves daļu saraksts



38.12 Ūdensapgāde FERRO 100 II 00186555





Rezerves daļu rasējums, rezerves daļu saraksts

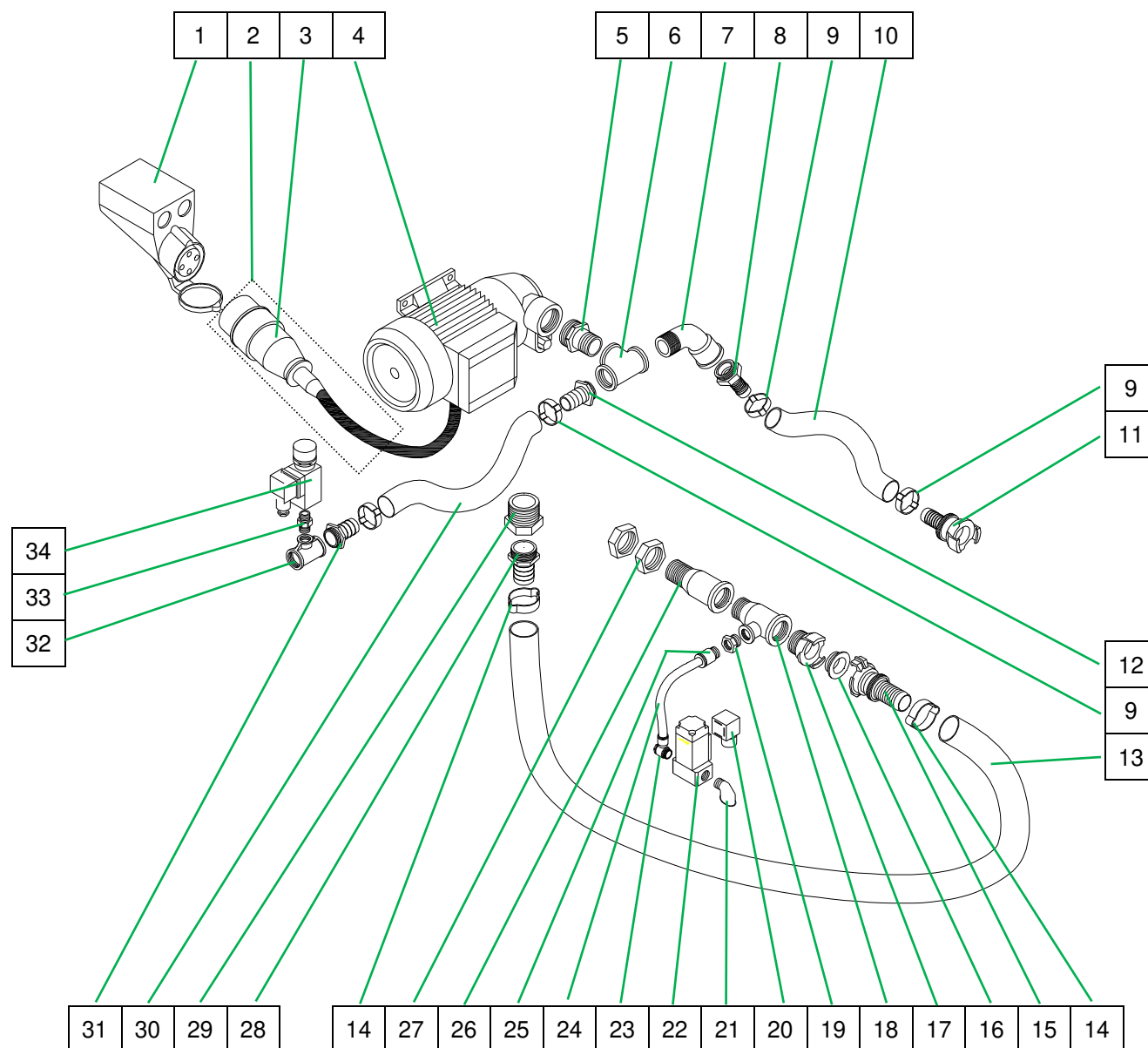
38.13 Rezerves daļu saraksts ūdensapgādei FERRO 100 II 00186555

Poz.	Daudzums	Art. Nr.	Nosaukums
1	1	00 09 86 55	Dzinēja pieslēguma vads 0,85m ūdens sūkņim 400 V
2	1	00 49 18 37	Spiediena palielināšanas sūknis AV1000/1 230/400 V 50 Hz
3	1	20 20 36 50	Stūris 1/4" IG-AG cinkots
4	1	00 27 16 32	Elektromagnētiskais vārsts 1/4", 42 V ar 7 vatu spoli
5	1	00 24 56 79	Spraudsavienojums/QS - G1/4-8-1
6	1	00 05 51 98	Poliamīda šļūtene 8 x 6 x 1, PA11/12 tek.m
7	1	00 24 56 56	L-veida spraužams skrūvsavienojums QSLV-G1/8-8
8	2	00 00 11 27	Skrūvsavienojums 1" misiņš
9	1	20 20 36 22	Stūris 1" IG cinkots
10	1	20 20 32 24	Dubultnīpelis 1" x 120 cinkots
11	1	20 15 20 10	Netīrumu uztvērējs 1" A ar sietu
12	1	20 20 16 91	Iesūkšanas augstspiediena uzmava 1" AG ar blīvi
13	1	20 20 33 13	Caurules nīpelis 1" x 30 cinkots
14	1	00 03 61 18	Pārejas nīpelis 2" AG 1" IG cinkots
15	1	20 20 07 80	Uzmava 50M-detaļa 2" ar blīvi
16	2	20 21 51 53	Lodveida krāns 1" IG
17	1	20 20 08 00	Geka savienojums 1" AG
18	1	00 20 16 15	Sadalītājs 3x1" FERRO 100 II cinkots
19	1	20 20 11 00	Geka savienojums 1" IG (VPE 10)
20	1	20 20 17 00	Blīve Geka savienojumam
21	2	20 20 16 80	Iesūkšanas augstspiediena uzmava 3/4" uzgalis ar blīvi
22	4	20 20 29 01	Šļūtenes skava 28-31
23	1	20 21 36 06	Ūdens/gaisa šļūtene 3/4" x 400 mm
24	2	20 19 04 41	Šļūtenes skrūvsavienojums 3/4" AG ar uzgali
25	1	00 08 26 79	Spiedienslēdzis, tips BC 0,5 - 3 bāri
26	1	20 20 33 14	Caurules nīpelis 1/4" x 20 mm cinkots
27	1	00 02 36 03	Pārejas nīpelis 1" IG 1" AG 4" IG cinkots
28	1	20 20 36 01	Stūris 3/4" IG-AG cinkots
29	1	00 18 65 45	Ūdens/gaisa šļūtene 3/4" x 220 mm

Rezerves daļu rasējums, rezerves daļu saraksts



38.14 Ūdensapgāde FERRO 100 II 00232147





Rezerves daļu rasējums, rezerves daļu saraksts

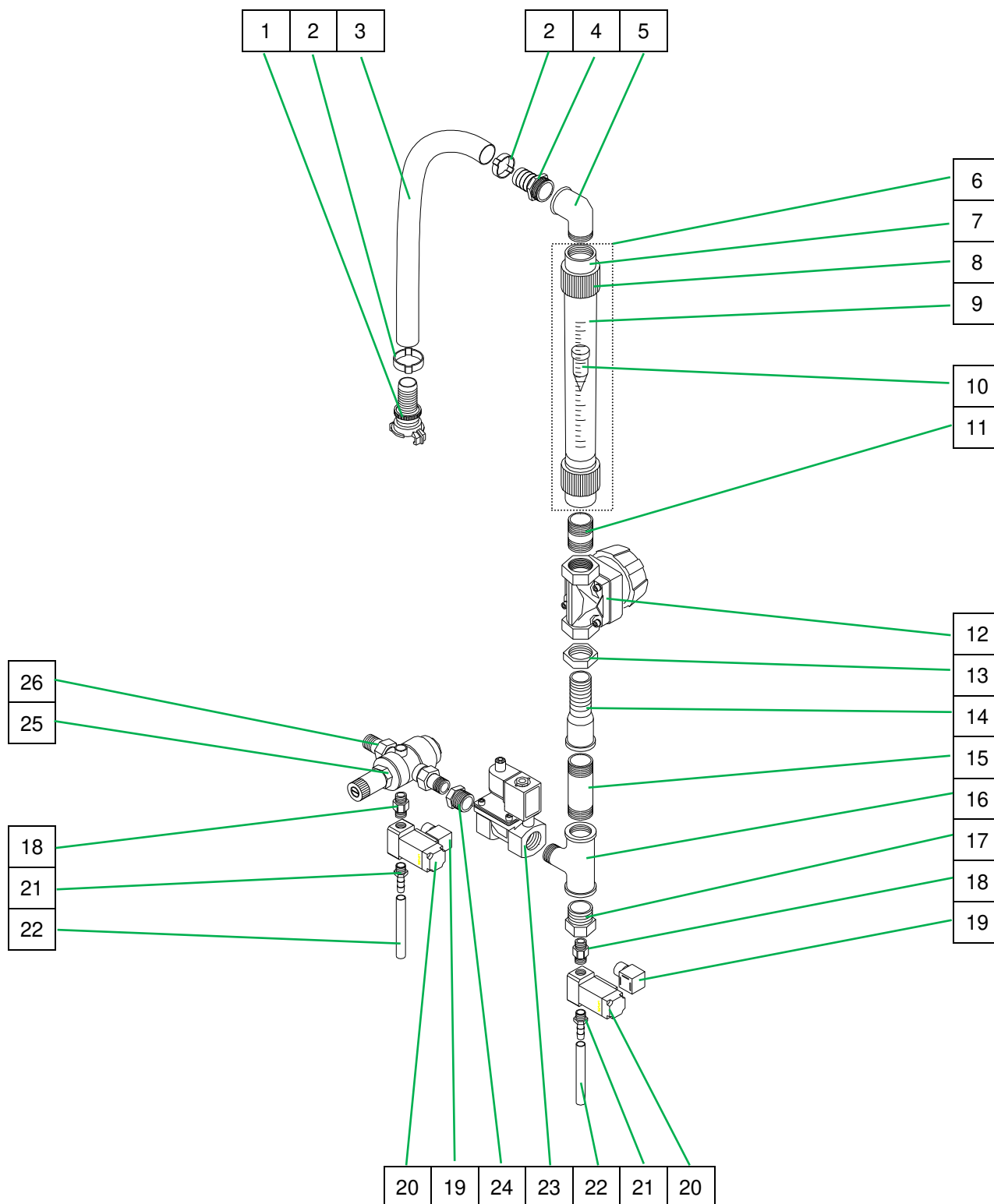
38.15 Rezerves daļu saraksts ūdensapgādei FERRO 100 II 00232147

Poz.	Daudzums	Art. Nr.	Nosaukums
1	1	00 02 20 73	CEE piemontēta kontaktligzda 4 x 16 A 6 h sarkana
2	1	00 09 86 55	Dzinēja pieslēguma vads 400 V - 0,85 m
3	1	20 42 79 00	CEE kontaktdakša 4 x 16A 6h sarkana
4	1	00 15 13 82	Spiediena palielināšanas sūkņi 1,1 KW 400 V 50 Hz
5	1	00 00 17 90	Dubultnīpulis, samazināts 1 1/4"AG - 3/4"cinkots
6	1	20 20 41 22	T-daļa 3/4" IG cinkota
7	1	00 03 60 57	Līkums 3/4" 45° IG-AG cinkots
8	1	20 19 04 41	Šļūtenes skrūvsavienojums 3/4" AG ar uzgali
9	4	20 20 29 00	Šļūtenes skava 28-31
10	1	20 21 36 06	Ūdens/gaisa šļūtene 3/4" x 400 mm
11	1	20 20 16 80	Iesūkšanas augstspiediena uzmava 3/4" uzgalis ar blīvi
12	1	20 19 04 41	Šļūtenes skrūvju savienojums 3/4" uzgalis
13	1	00 04 71 31	Ūdens/gaisa šļūtene 1" x 400 mm
14	2	20 20 29 10	Šļūtenes skava 34-37 (VPE=10 gab.)
15	1	20 20 16 90	Iesūkšanas augstspiediena uzmava 1" uzgalis ar blīvi
16	1	20 20 17 00	Blīve Geka savienojumam (VPE 50)
17	1	20 20 08 00	Geka savienojums 1" AG (VPE 10)
18	1	20 20 41 51	T-daļa 1" IG 1/2" IG 1" AG cinkota
19	1	20 20 52 00	Pārejas nīpulis 1/2" AG 1/4" IG
20	1	00 20 67 39	Elektromagnētiskā vārsta spraudnis, kompl.
21	1	20 20 36 50	Stūris 1/4" IG-AG cinkots
22	1	00 27 16 32	Elektromagnētiskais vārsts 1/4", 42 V ar 7 vatu spoli
23	1	00 23 22 98	L-veida spraužams skrūvsavienojums QSLV-G1/4-8
24	1	00 05 51 98	Poliamīda šļūtene 8 x 6 x 1, PA11/12 tek.m
25	1	00 09 89 57	Taisns spraužams pieslēgums 1/4" AG D=8
26	1	00 20 61 96	Garās vītne uzmava 1" x 100 cinkota
27	1	00 08 08 61	Caurules uzgrieznis G 1"
28	1	20 20 37 70	Šļūtenes skrūvsavienojums 1" AG uzgalis 1"
29	1	20 20 55 10	Pārejas nīpulis 1 1/4" AG 1" IG cinkots
30	1	20 21 36 25	Ūdens/gaisa šļūtene DN19 - 900 mm
31	1	20 19 04 42	Šļūtenes skrūvju savienojums 1/2" ārējā vītne 3/4
32	1	20 20 43 02	T-daļa 1/2" IG 3/8" IG 1/2" IG
33	1	20 20 32 83	Dubultnīpulis, sešmalu 1/4" cinkots
34	1	00 08 26 79	Spiedienslēdzis 0,5/3 bāri

Rezerves daļu rasējums, rezerves daļu saraksts



38.16 Ūdensapgāde FERRO 100 II 00232147





Rezerves daļu rasējums, rezerves daļu saraksts

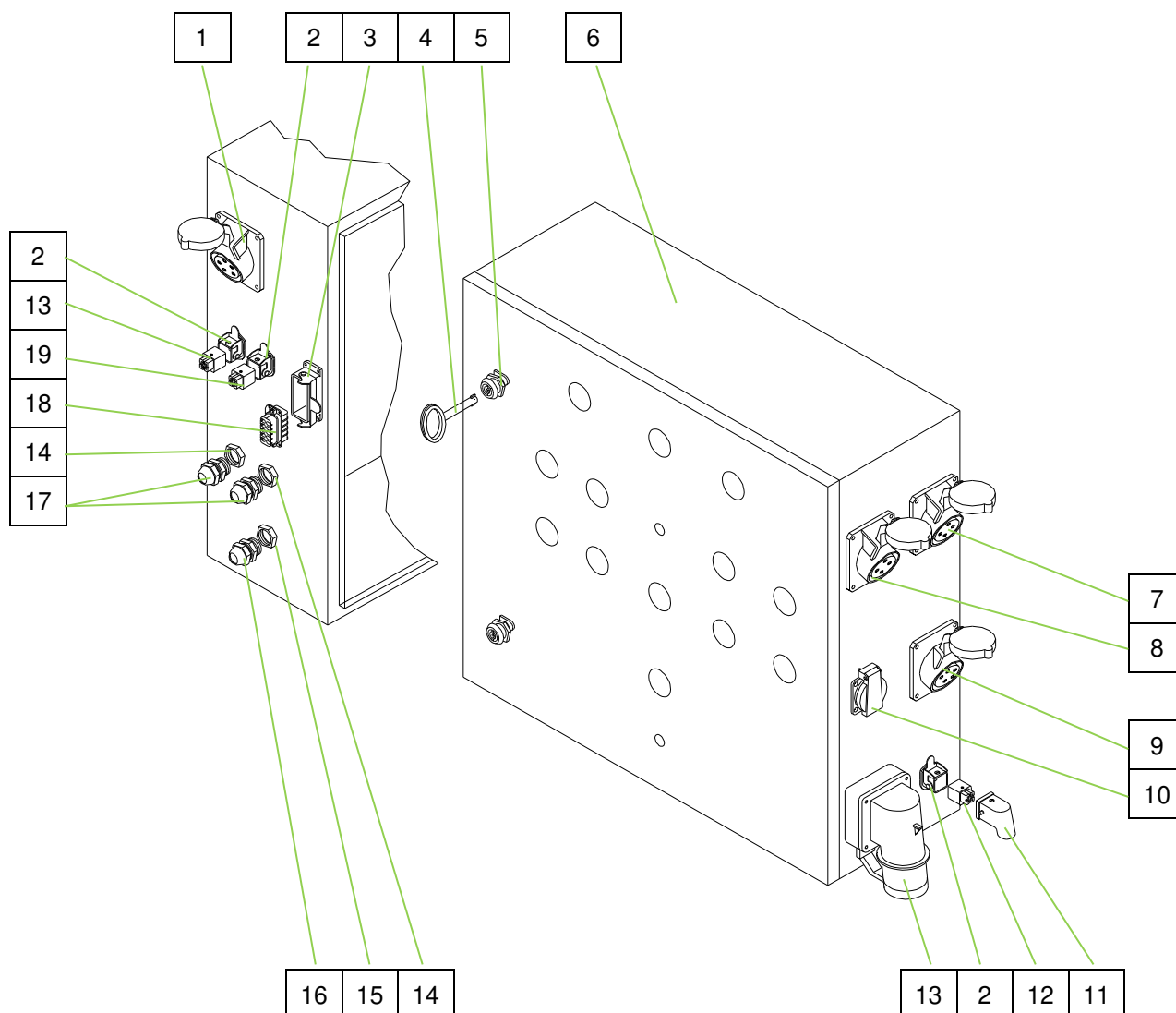
38.17 Rezerves daļu saraksts ūdensapgādei FERRO 100 II 00232147

Poz.	Daudzums	Art. Nr.	Nosaukums
1	1	20 20 16 90	Iesūkšanas augstspiediena uzmava 1" uzgalis ar blīvi
2	2	20 20 29 11	Šļūtenes skava 34-37 (VPE 10)
3	1	00 00 87 04	Ūdens/gaisa šļūtene 1" x 750 mm
4	1	20 20 37 70	Šļūtenes skrūvsavienojums 1" AG ar uzgali 1"
5	1	20 20 36 20	Stūris 1" IG-AG cinkots
6	1	20 18 50 01	Ūdens caurplūdes mērītājs 250-2500 l/h kompl.
7	2	20 18 46 00	Iebūvētā detaļa 1"
8	2	20 18 45 10	Uzmavuzgrieznis 1 1/2" ūdens caurplūdes mērītājam
	2	20 18 43 00	Apaļais gredzens 32,92 x 3,53
9	1	20 18 51 00	Plastmasas caurule 250 - 2500 l/h
10	1	20 18 42 00	Konuss ūdens caurplūdes mērītājam, tips 1600, 2500
11	1	20 20 33 13	Caurules nipelis 1" x 30 cinkots
12	1	20 17 17 41	Membrānvārsts 1", tips 671
13	2	00 08 08 61	Caurules uzgrieznis G 1"
14	1	00 20 61 96	Garās vītnes uzmava 1" x 100 cinkota
15	1	00 02 34 90	Dubultnipelis 1" x 100 cinkots
16	1	00 02 26 57	T-detaļa 1" IG 1" AG 1" IG cinkota
17	1	00 02 36 03	Pārejas nipelis 1" IG 1" AG 4" IG cinkots
18	2	20 20 37 12	Skrūvsavienojums 1/4" AG misiņš spiediena atslēgšanai
19	2	00 20 67 39	Elektromagnētiskā vārsta spraudnis, kompl.
20	2	00 27 16 32	Elektromagnētiskais vārsts 1/4" 42V, tips 6013B, 7 vati
21	2	00 01 02 42	Šļūtenes skrūvsavienojums 1/4" AG uzgalis 10 mm
22	2	00 04 62 50	Šļūtenes posms 9mm x 200 mm
23	1	00 03 61 88	Elektromagnētiskais vārsts 1" 42V, tips "END"
24	1	20 20 54 00	Pārejas nipelis 1" AG 1/2" IG cinkots
25	1	20 15 52 00	Redukcijas vārsts D06FN 1/2" urbums
26	2	20 20 31 07	Nipelis 1/2" AG plakans ar uzmavuzgriezni 3/4" IG

Rezerves daļu rasējums, rezerves daļu saraksts



38.18 Sadales skapis, art. Nr. 00178685/00208092





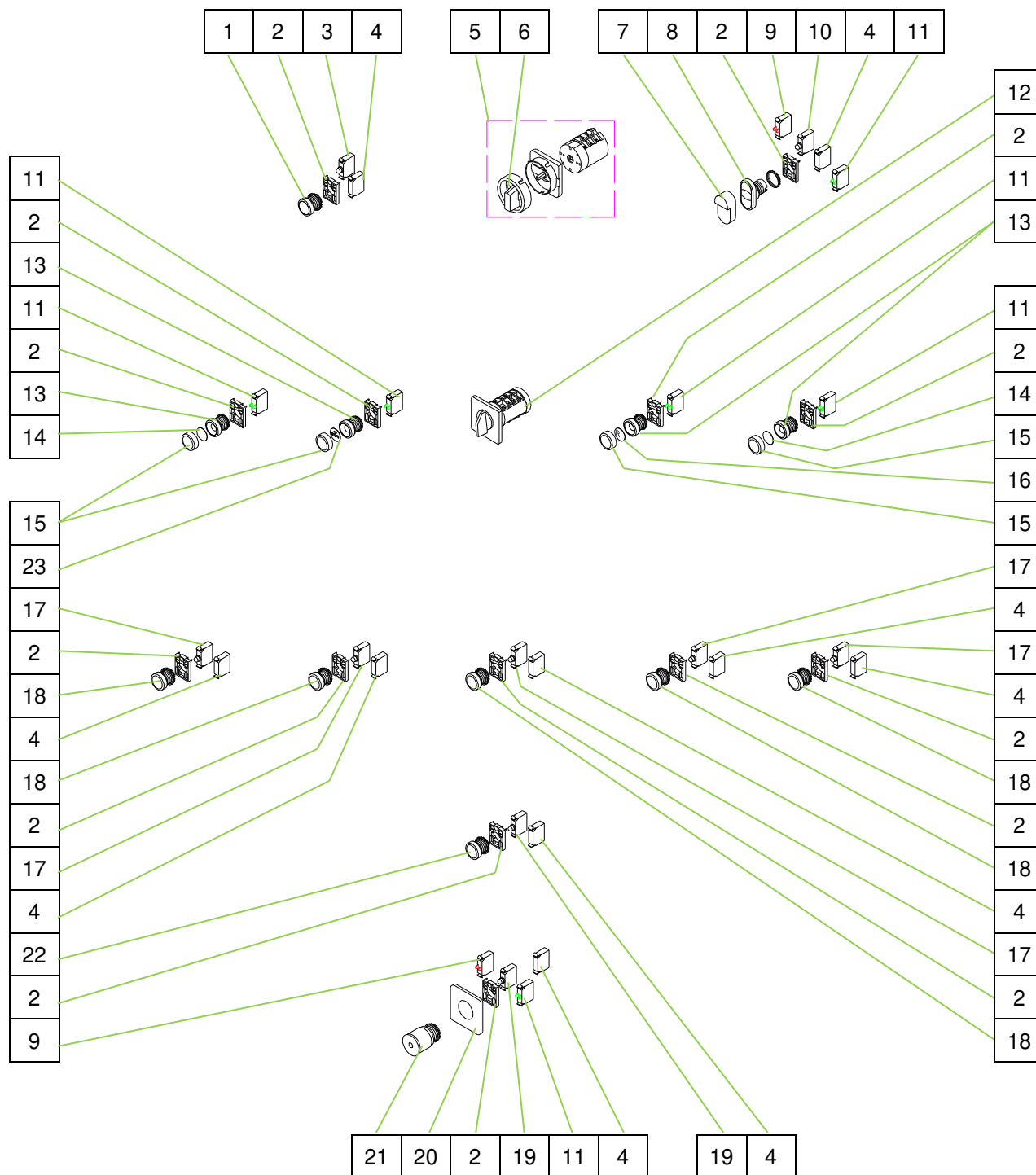
Rezerves daļu rasējums, rezerves daļu saraksts

Poz.	Daudz	Art. Nr.	Nosaukums
1	1	00 01 94 16	CEE piemontēta kontaktligzda 5 x 16 A 6 h sarkana
2	3	20 42 86 04	Piemontēts korpuss 4/5 kontakti, HAN 3A/HA 4
3	1	20 42 98 21	Piemontēts korpuss 10 kontakti, HAN 10 A
4	1	20 44 45 00	Sadales skapja atslēga
5	2	00 03 62 49	Sadales skapja slēdzene (dubulta)
6	1	00 18 62 88	Tukšs korpuss ar durvīm FERRO II, nerūsējošais tērauds
7	1	20 42 66 10	CEE piemontēta kontaktligzda 4 x 16 A 6 h sarkana
8	1	00 02 20 66	CEE piemontēta kontaktligzda 4 x 16 A 7 h melna 500 V
9	1	00 02 20 67	CEE piemontēta kontaktligzda 5 x 16 A 7 h melna
10	1	20 42 72 00	Schuko piemontēta kontaktligzda 16A zila
11	1	00 10 45 68	Aklo spraudnis 4 kontaktu, 10A plastmasa
12	2	20 42 86 07	Bukses ieliktnis 4 kontakti, HAN 3 A
13	1	00 00 21 29	CEE ierīču kontaktdakša 5 x 32 A 6 h sarkana, vāciņš
14	2	00 04 11 45	Pretuzgrieznis Skintop M 20 x 1,5
15	1	00 04 11 43	Pretuzgrieznis Skintop M 16 x 1,5
16	1	00 04 11 41	Skintop skrūšsavienojums M 16 x 1,5
17	2	00 04 11 27	Skintop skrūšsavienojums M 20 x 1,5
18	1	20 42 98 24	Bukses ieliktnis 10 kontakti, HAN 10 A
19	1	20 42 86 03	Bukses ieliktnis 5 kontakti, HA 4

Rezerves daļu rasējums, rezerves daļu saraksts



38.19 Sadales skapis, art. Nr. 00178685/00208092





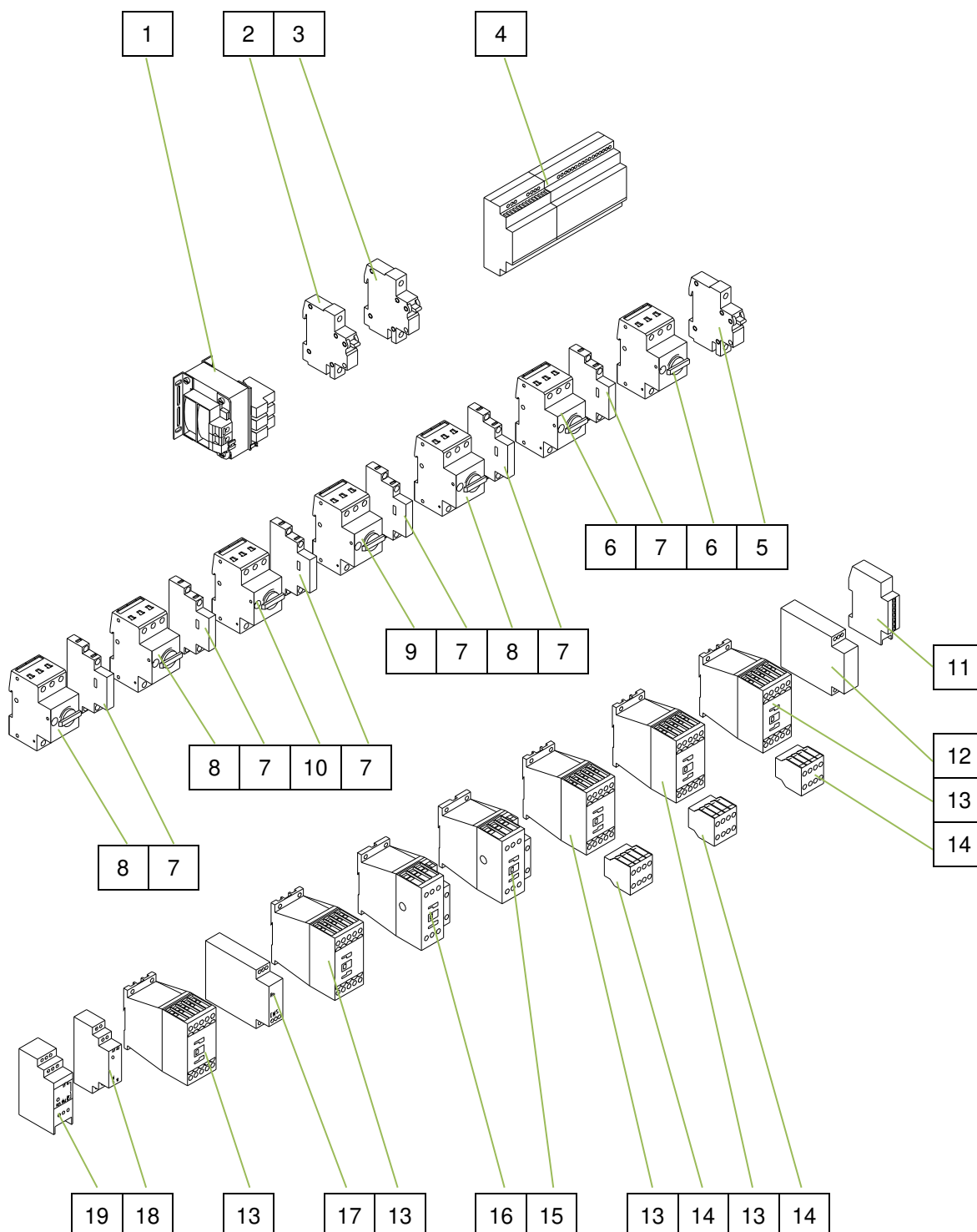
Rezerves daļu rasējums, rezerves daļu saraksts

Poz.	Daudz	Art. Nr.	Nosaukums
1	1	00 05 38 73	Gaismas signalizatora pierīce, zaļa M22
2	13	00 05 38 34	Stiprinājuma adapteris slēdža elementiem
3	1	00 05 38 80	Gaismas elements, zaļš 12-30 V
4	9	00 05 38 86	LED rezistora papildelements, paredzēts 42 V
5	1	20 45 52 00	Galvenais grozāmslēdzis
6	1	20 45 52 01	Galvenā grozāmslēdža rokturis, art. 20455200
7	1	00 05 38 31	Skārienmembrāna, stūraina, dubultpogai IP 67
8	1	00 05 38 32	Izgaismota poga iesl./izsl. M22
9	2	00 05 38 36	Kontaktelements 1 atvienotājs M22 EK01
10	6	00 05 38 81	Gaismas elements, balts 12-30 V
11	6	00 05 38 35	Kontaktelements 1 savienotājs M22 EK10
12	1	00 18 63 72	Pakāpju slēdzis 0-6, 1 kontakts
13	4	00 05 38 39	Poga bez skārienplāksnes M22
14	2	00 05 38 40	Skārienplāksne pogai, zaļa/iesl. M22
15	4	00 05 38 30	Skārienmembrāna, apaļa, pogai IP 67
16	1	00 05 38 43	Skārienplāksne poga, zila/atiestate M22
17	6	00 05 38 81	Gaismas elements, balts 12-30 V
18	5	00 05 38 74	Gaismas signalizatora pierīce, dzeltena M22
19	2	00 05 38 79	Gaismas elements, sarkans 12-30 V
20	1	00 18 63 75	Avārijaptures plāksne četrās valodās
21	1	00 18 63 74	Avārijaptures poga M22, izgaismota
22	1	00 05 38 75	Gaismas signalizatora pierīce, sarkana M22
23	1	00 05 38 42	Skārienplāksne spiediēslēdzim, melna, šķidrums M22

Rezerves daļu rasējums, rezerves daļu saraksts



38.20 Sadales skapis, artikula numurs 00178685 iekšējais





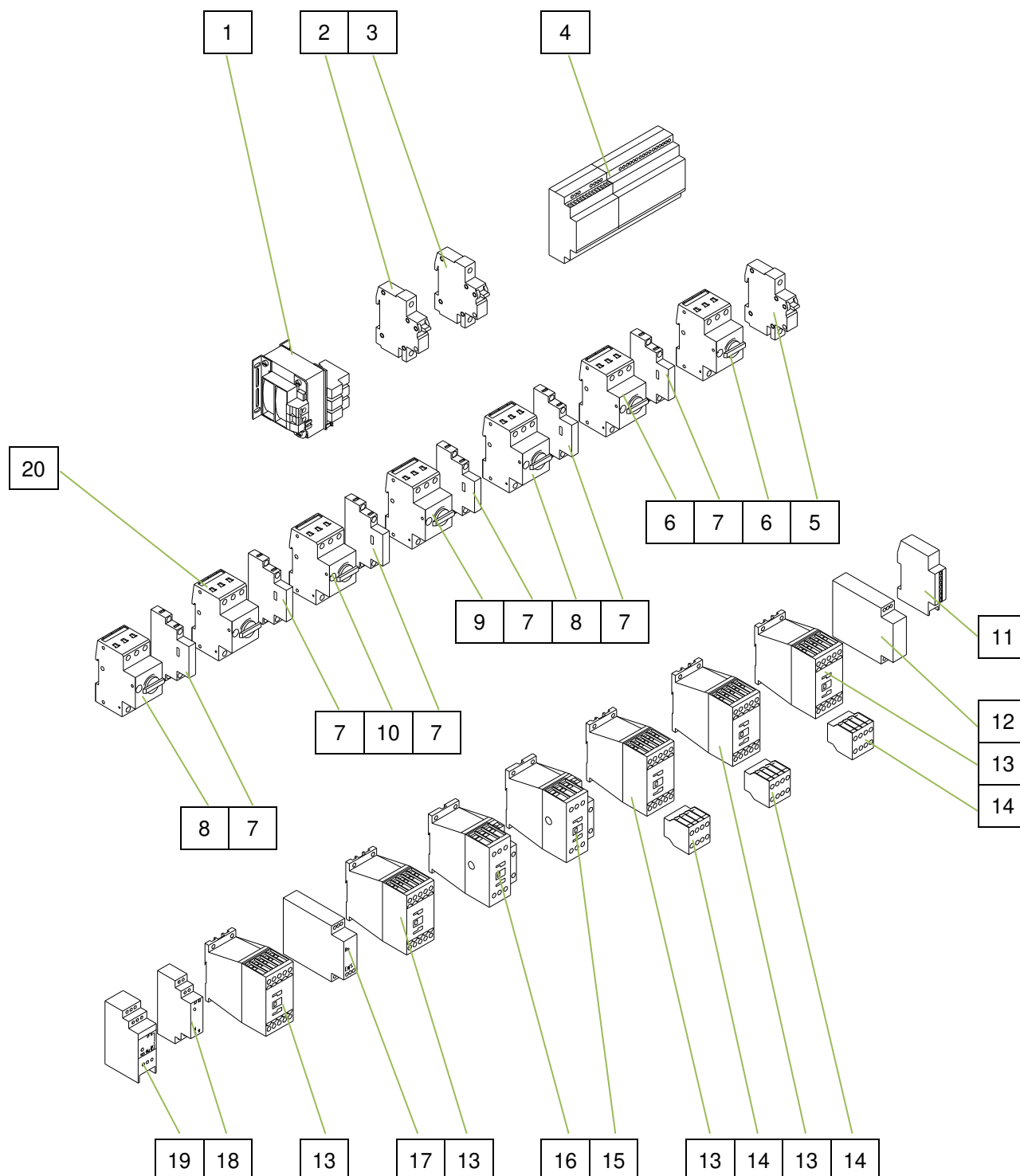
Rezerves daļu rasējums, rezerves daļu saraksts

Poz.	Daudzums	Art. Nr.	Nosaukums
1	1	00 27 16 33	Vadības transformators 400V-42V/230V 250VA (T1)
2	1	00 04 63 79	Drošības automāts C 0,5A 1 kontakts
3	1	00 27 24 58	Drošības automāts C 5A 1 kontakts
4	1	00 20 74 18	PLC vadības sistēma Ferro 100 II ieprogrammēta (A1)
5	1	20 41 93 10	Drošības automāts B 16A 1 kontakts (F1)
6	2	00 04 25 99	Dzinēja aizsargslēdzis 0,63-1A PKZM 0-1 (Q9) (Q7)
7	6	00 02 14 01	Palīgkontakts NHI-11-PKZO
8	3	00 04 26 01	Dzinēja aizsargslēdzis 1,6-2,5A PKZM 0-2,5 (Q2) (Q3)
9	1	00 04 35 51	Dzinēja aizsargslēdzis 16-20A PKZM 0-20 (Q5)
10	1	00 04 26 02	Dzinēja aizsargslēdzis 10-16A PKZM 0-16 (Q4)
11	1	20 45 31 01	Darba stundu skaitītājs 42V (P1)
12	1	00 02 21 53	Termistoraizsardzība (K11)
13	5	00 08 42 23	Gaisa kontaktors DIL M9-10 42 V, 50 Hz 48 V, 60 Hz 4,0 kW (K1) (K3) (K6) (K7) (K8)
14	3	00 08 52 93	Palīgslēdzis DILM 32-XHI11 1S / 1Ö
15	1	00 08 42 26	Gaisa kontaktors DIL M25-10 42 V, 50 Hz 48 V, 60 Hz, 11 kW tips II (K5)
16	1	00 08 42 25	Gaisa kontaktors DIL M17-10 42 V, 50 Hz 48 V, 60 Hz 7,5 kW tips II (K4)
17	1	00 46 26 98	Fāzu kontrole, digitāli ieprogrammēta, aizstāta 00137166 (K2)
	1	20 45 27 51	Fāzu secības relejs 200-500 V tips FPF2, pārveidots no 06.2017 (K2)
18	1	20 44 81 20	Saistības relejs 42 V 2 pārslēdzēji (K13)
19	1	00 18 63 90	Drošības relejs 42 V (K12)

Rezerves daļu rasējums, rezerves daļu saraksts



38.21 Sadales skapis, art. Nr. 00208092 iekšējais





Rezerves daļu rasējums, rezerves daļu saraksts

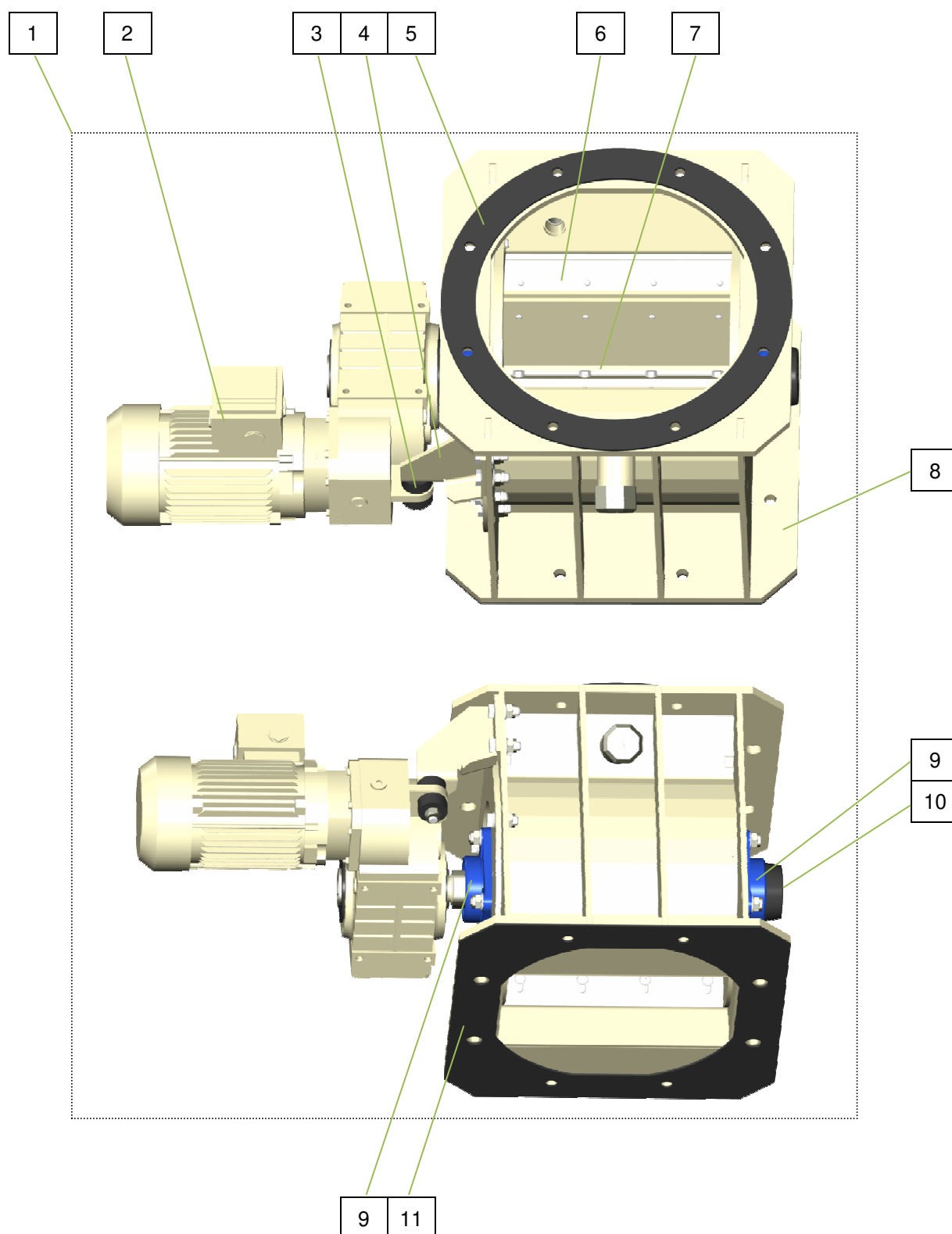
38.22 Sadales skapis, art. Nr. 00208092 iekšējais

Poz.	Daudzums	Art. Nr.	Nosaukums
1	1	00 02 21 70	Vadības transformators 400 V-42 V/230 V 250 VA (T1)
2	1	00 04 63 79	Drošības automāts C 0,5 A 1 kontakts
3	1	00 08 31 38	Drošības automāts C 4 A 1 kontakts
4	1	00 20 74 18	PLC vadības sistēma Ferro 100 II ieprogrammēta (A1)
5	1	20 41 93 10	Drošības automāts B 16 A 1 kontakts (F1)
6	2	00 04 25 99	Dzinēja aizsargslēdzis 0,63-1 A PKZM 0-1 (Q7) (Q9)
7	6	00 02 14 01	Palīgkontakts NHI-11-PKZO
8	2	00 04 26 01	Dzinēja aizsargslēdzis 1,6-2,5 A PKZM 0-2,5 (Q2) (Q6)
9	1	00 04 35 51	Dzinēja aizsargslēdzis 16-20 A PKZM 0-20 (Q5)
10	1	00 04 26 02	Dzinēja aizsargslēdzis 10-16 A PKZM 0-16 (Q4)
11	1	20 45 31 01	Darba stundu skaitītājs 42 V
12	1	00 02 21 53	Termistoraizsardzība (K11)
13	5	00 23 23 14	Gaisa kontaktors DIL MF8-10 (RAC48) (K1) (K3) (K6) (K7) (K8)
14	3	00 08 52 93	Palīgslēdzis DILM 32-XHI11 1S / 1Ö
15	1	00 23 23 13	Gaisa kontaktors DIL MF25-10 (RAC48) (K5)
16	1	00 23 23 11	Gaisa kontaktors DIL MF17-10 (RAC48) (K4)
17	1	00 46 26 98	Fāzu kontrole, digitāli ieprogrammēta, aizstāta 00137166 (K2)
	1	20 45 27 51	Fāzu secības relejs 200-500 V tips FPF2 Pārveidots no 06.2017 (K2)
18	1	20 44 81 20	Saistības relejs 42 V 2 pārslēdzēji (K13)
19	1	00 18 63 90	Drošības relejs 42 V (K12)
20	1	00 04 26 03	Dzinēja aizsargslēdzis 2,5-4 A PKZM 0-4 (Q3)

Rezerves daļu rasējums, rezerves daļu saraksts



38.23 Lāpstiņveida padevējs FERRO II kompl. RAL1015, artikula numurs 00035135





Rezerves daļu rasējums, rezerves daļu saraksts

Poz.	Daudzums	Art. Nr.	Nosaukums
1	1	00 03 51 35	Lāpstīņveida padevējs FERRO II kompl. RAL1015
2	1	00 03 90 39	Lāpstīņveida padevēja piedziņa FERRO II, 0,75kW kompl. ar pieslēguma vadu
3	2	00 03 90 41	Porainās gumijas buferis FERRO
4	1	00 26 65 24	Griezes ierobežotājs lāpstīņveida padevējam Neudecker & Joliltz motorreduktoram RAL1015
5	1	20 70 63 10	Gumijas blīve D 450x360x4
6	8	00 03 64 88	Dilstošā plāksne lāpstīņveida padevēja rotoram RAL1015
7	1	00 03 51 34	Lāpstīņveida padevēja rotors FERRO II RAL1015
8	1	00 03 50 68	Lāpstīņveida padevēja korpuss FERRO II RAL1015
9	2	00 02 36 78	Y-atlokgultņa bloks
10	1	00 02 36 80	Y-atlokveida gultņa vāks
11	1	00 02 38 28	Lāpstīņveida padevēja blīve 3mm ar audumu

Rezerves daļu rasējums, rezerves daļu saraksts
**38.24 Ūdens muca, kompl. FERRO II Trans RAL1015,
 artikula numurs 00513243**

Daudzums	Art. Nr.	Nosaukums
1	00 51 31 86	Ūdens mucas turētājs FERRO II trans RAL1015
1	00 03 57 31	Sešmalu skrūve M10 x 65 cinkota
1	20 20 90 10	U-paplāksne B 10,5 cinkota
1	20 20 72 10	Sprostuzgrieznis M10, cinkots
8	20 20 90 10	U-paplāksne B 10,5 cinkota
4	00 05 10 72	Sešmalu skrūve M10 x 30 A2
4	20 20 72 10	Sprostuzgrieznis M10, cinkots
1	00 51 67 62	Ūdens muca 120L kompl. FERRO bez turētāja
1	00 51 29 72	Pludiņvārsts MS, iesk. pludiņu, kompl.
2	00 51 63 22	Paplāksne 55x34x1,5 VA
1	20 20 36 22	Stūris 1" IG cinkots
1	20 20 08 00	Geka savienojums 1" AG
1	00 51 64 02	Savilcējsiksna ar skavas slēdzeni
1	20 20 87 01	Sešmalu skrūve M8 x 16 cinkota
2	20 20 93 20	Plakanā paplāksne 8,4 x 25 x 1,5 cinkota
1	20 20 37 70	Šļūtenes skrūvsavienojums 1" AG uzgalis 1"
1	20 20 16 90	Iesūkšanas augstspiediena uzmava 1"
1	20 20 72 00	Sprostuzgrieznis M8, cinkots
1	20 20 99 78	Osas skrūve M8 x 13
1	20 20 72 00	Sprostuzgrieznis M8, cinkots
1	20 20 33 13	Caurules nipelis 1" x 30
1	00 08 08 61	Caurules uzgrieznis G 1"
1	20 20 36 22	Stūris 1" IG

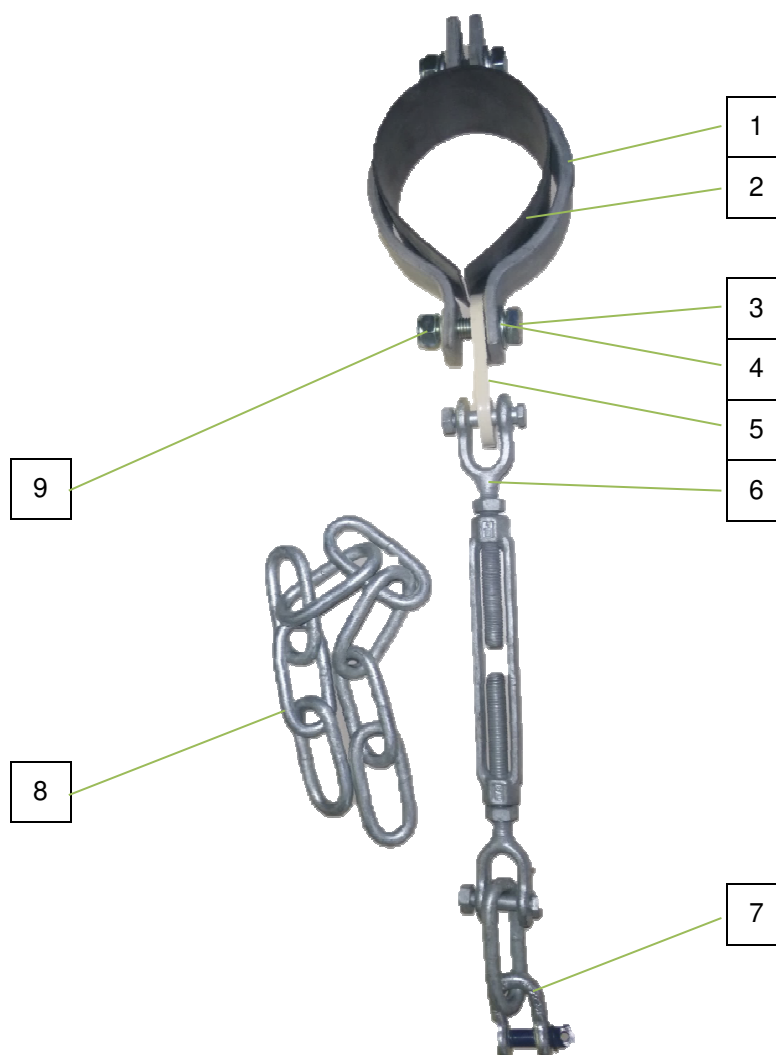
1	00 60 70 83	Ūdens mucas vāks FERRO
1	00 60 70 82	Spīlgredzens ūdens mucas vākam





Rezerves daļu rasējums, rezerves daļu saraksts

38.25 Tvertnes stiprinājums



Poz.	Daudzums	Art. Nr.	Nosaukums
1	1	00416333	Caurules apskava, 2 mēlītes 108 (50X8)
2	1	00023837	Plakangumija 50 x 2 x 320 bez auduma
3	2	00023274	Sešmalu skrūve M14 x 55 cinkota
4	4	20209011	U-paplāksne B 15 cinkota
5	1	00034742	Savienotājmēlīte nospriegošanai
6	1	00023430	Savilcējslēgs 1/2" x 6 cinkots (2 dakšas)
7	1	00023691	Saistenis augšā nekustīgs, 1 tonna, cinkots
8	1	00034741	Taisnu posmu ķēde 10x66, cinkota
9	2	00023350	Sprostuzgrieznis M14, cinkots

PFT – ALWAYS AT YOUR SITE



Knauf PFT GmbH & Co. KG
Postfach 60 97343 Iphofen
Einersheimer Straße 53 97346 Iphofen
Deutschland

Telefon +49 9323 31-760
Telefax +49 9323 31-770
Technische Hotline +49 9323 31-1818
info@pft.net
www.pft.net