



All rights and technical changes reserved. We provide guarantee as far as faultless and proper finishing of our machines is concerned. Figures given in relation to output, equipment and performance are based on experience and can vary in case of changing circumstances. Furthermore, the instructions of the material/mortar manufacturers must be observed. Alterations, reprints and photomechanical reproductions, even in extracts, require the permission of Knauf PFT GmbH & Co. KG.

PFT LOTUS XL – GB/07.10/PFT



Knauf PFT

Technical Hotline:
▶ + 49 9323 31-1818

▶ Phone + 49 9323 31-760
▶ Fax + 49 9323 31-770

▶ info@pft-iphofen.de

▶ www.pft.eu

Technical data

PFT LOTUS XL

Part no.	00 08 92 61	400 V, three phases 32 A feed line, 5 x 2.5 mm²
Part no.	00 09 43 61	230 V, FC single phase 32 A feed line, 3 x 2.5 mm²
Drive	4 kW, 50 Hz, aluminium geared motor	
Rotation per minute	280 rpm, mixer motor	
Transformer	minimum 10 kVA	
Water connection	Hose 3/4", at least 2.5 bar water pressure at running machine	
Pump capacity	60–90 l/min, depending on dosing shaft 45 l/min standard	
Continuous sound level	72 ± 1 dB (A)	
Dimensions		
Overall length	2030 mm	
Width with control unit mounted	720 mm	
Height with control unit mounted	730 mm	
Weights		
Total weight PFT LOTUS XL	171.5 kg incl. control unit	
Mixing shaft	15.0 kg	
Manifold box	19.0 kg	
Motor flange with protection bow and motor	47.5 kg	
Middle body	37.0 kg	
Mixing tube with outlet	21.5 kg	
Control box	21.6 kg	

Basic equipment

- ▶ Geared motor aluminium 4 kW with motor protection bow and open sealing of the gear, motor tiltable
- ▶ Separate divided control unit, consisting of control box and water manifold box
- ▶ Control box with automatic phase sequence relay, motor protection switches outside adapted, time switch
- ▶ Water manifold box: water flow meter, pressure reducer, needle/ fine adjustment valve, gauge, water pump
- ▶ Removable rubber mixing tube
- ▶ Dosing zone and first mixing chamber made of rubber
- ▶ Mixing shaft without middle axle with exchangeable dosing segment (can be used double)
- ▶ Operating instructions



HORIZONTAL SCREW MIXER | 07/2010

PFT LOTUS XL

The revolutionary mixing technique with significant advantages.

Knauf PFT GmbH & Co. KG
P.O. Box 60
97343 Iphofen
Einersheimer Straße 53
97346 Iphofen
Germany

Knauf Gips KG
Dry construction-, Gypsum plaster-
and Soil-Systems

Knauf AMF GmbH & Co. KG
Ceiling Systems

Knauf Integral KG
Gypsum Fibre Material

Knauf Marmorit GmbH
Mineral Facade Systems

Knauf Dämmstoffe GmbH
Polystyrene Insulating
Material

Knauf Insulation GmbH
Glasswool-Isolation, XPS

Knauf Perlite GmbH
aquapanel® CementBoards,
Perlit

PFT LOTUS XL


The revolutionary mixing technique with significant advantages.

Field of application:

The PFT LOTUS XL mixes continuously and fully automatically all premixed dry lime/cement based mortars up to a grain size of 8 mm.


- ▶ Masonry mortars
- ▶ Filling plasters
- ▶ Plasters
- ▶ Floor screeds
- ▶ Levelling compounds and much more

Easy and fast cleaning




Rubber mixing tube

This mixing tube is robust conceive due to the multiply mesh insert for an easy and quick cleaning. It can be removed easily without any tools.



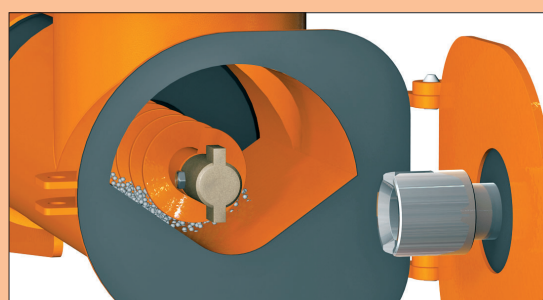
Dosing and mixing shaft

The new and revolutionary dosing and mixing shaft as one unit without middle axle. This means no sticking of the material and the cleaning is as easy and fast as never.



Mortar outlet

The rubber outlet is produced by one piece. In case that material sticks it can be removed easily and fast.




Rest material zone

This zone can be cleaned easily and fast thanks to the swinging drive and due to the optimised dry area there is no waste of material.

Control unit

The separate control unit with integrated water manifold and outside adapted protection switches can be assembled directly at the machine as well as at the container.

The water manifold box with integrated water pump can be removed from the control box without tools. Different versions if in 230 V or 400 V are available on desire.

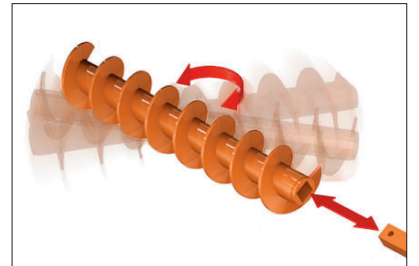


Example for a simple control unit




Turnable dosing shaft segment

It is especially economical as it can be used twice. If the wearing requests it, the segment can be turned by 180°. Thanks to this the endurance is doubled.



Protected gear

An adapter with open sealing saves the shaft seal of the gear.



Rubber dosing zone

The test on hard construction sites shows: rubber is significantly longer living as steel. This saves money!



Further advantages:

- ▶ Conveying capacity can be increased up to 60/90 l/min. Special dosing shafts are optional available.
- ▶ Best varnishing due to burning the powder paint at 200°.
- ▶ It can be assembled by only one person. Thanks to the mounting device with integrated crane loops.
- ▶ Safety regulations correspond to the CE-regulations.

Combinable with PFT conveying pumps

For mortar transports we recommend our PFT conveying pumps, as e. g. PFT SWING L or PFT ZP 3 XL.

